

# Weekly Market Recap

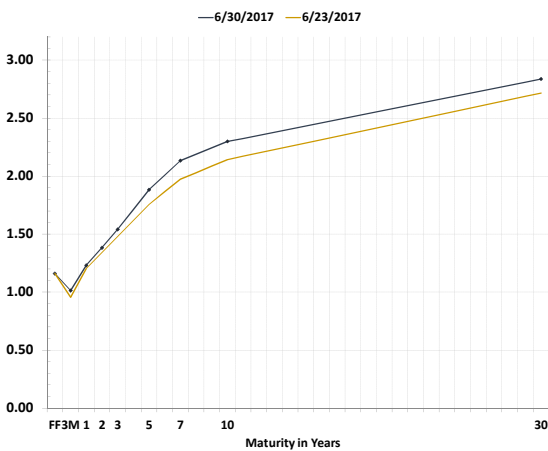
Monetary Policymakers Roil Investors, Send Yields Rising; Healthcare Delayed



Record-High Nasdaq Close ★ Record-High S&P Close ★ Record-High Dow Close ★  
10-Year Treasury Note Yield - Week Ended June 30, 2017



Treasury Curve Week-Over-Week



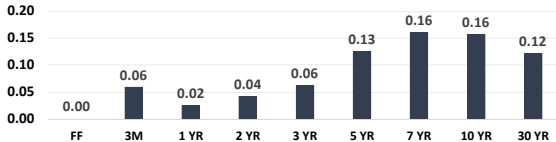
Global Stock Performance

	Value	Weekly Change	Monthly Change	YTD Change
Dow Jones	\$ 21,393	-0.01% ↓	1.83% ↑	8.25% ↑
S&P 500	2,431	-0.31% ↓	0.79% ↑	8.57% ↑
Nasdaq	6,161	-1.66% ↓	-0.60% ↓	14.45% ↑
Stoxx Europe 600	379	-2.13% ↓	-2.72% ↓	4.97% ↑
China CSI 300	3,667	1.21% ↑	4.98% ↑	10.78% ↑
Nikkei 225	20,033	-0.49% ↓	1.95% ↑	4.81% ↑

Global Sovereign Debt Performance

	Yield	Weekly Change (in bps)	Monthly Change (in bps)	YTD Change (in bps)
U.S. 2-Year	1.38%	4.1 ↑	10.0 ↑	19.3 ↑
U.S. 5-Year	1.88%	12.5 ↑	13.0 ↑	-4.6 ↓
U.S. 10-Year	2.30%	15.6 ↑	9.6 ↑	-14.6 ↓
German 10-Year	0.47%	21.1 ↑	16.2 ↑	25.8 ↑
U.K. 10-Year	1.26%	22.6 ↑	21.1 ↑	1.8 ↑
French 10-Year	0.82%	20.8 ↑	8.1 ↑	12.9 ↑
Italian 10-Year	2.16%	24.2 ↑	-4.5 ↓	34.3 ↑
Japanese 10-Year	0.09%	2.9 ↑	3.7 ↑	4.0 ↑

Week-Over-Week Change in Treasury Yields

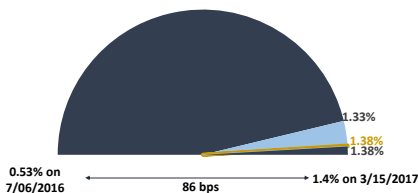


Commodity Performance

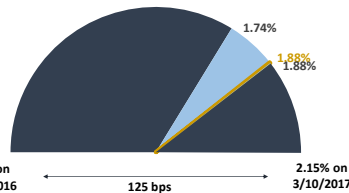
	Value	Weekly Change	Monthly Change	YTD Change
WTI Crude	\$ 46.06	7.09% ↑	-4.68% ↓	-14.26% ↓
U.S. Dollar	95.68	-1.63% ↓	-1.29% ↓	-6.39% ↓
Gold Spot	1,242.30	-1.15% ↓	-2.10% ↓	7.81% ↑
Bloomberg Commodity Index	82.60	3.72% ↑	-0.27% ↓	-5.61% ↓

Treasury Notes Intraday Ranges: 52-Week Yield Range / Weekly Yield Range / Last Traded Yield

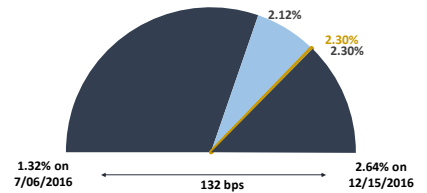
2-Year Treasury



5-Year Treasury



10-Year Treasury



# Weekly Market Recap

Labor Reports, FOMC Minutes, and ISM Indices Headline Busy Week



## Next Week's Economic Calendar

Date	Time	Event	Period	Survey	Actual	Prior
Mon	07/03/2017 08:45	Markit US Manufacturing PMI	Jun F	52.1	--	52.1
Mon	07/03/2017 09:00	ISM Manufacturing	Jun	55.0	--	54.9
Mon	07/03/2017 09:00	ISM Prices Paid	Jun	58.5	--	60.5
Mon	07/03/2017 09:00	ISM New Orders	Jun	--	--	59.5
Mon	07/03/2017 09:00	ISM Employment	Jun	--	--	53.5
Mon	07/03/2017 09:00	Construction Spending MoM	May	0.2%	--	-1.4%
Mon	07/03/2017	Wards Total Vehicle Sales	Jun	16.52m	--	16.58m
Mon	07/03/2017	Wards Domestic Vehicle Sales	Jun	12.98m	--	12.84m
Wed	07/05/2017 09:00	Factory Orders	May	-0.5%	--	-0.2%
Wed	07/05/2017 09:00	Durable Goods Orders	May F	--	--	-1.1%
Wed	07/05/2017 09:00	Factory Orders Ex Trans	May	--	--	0.1%
Wed	07/05/2017 09:00	Durables Ex Transportation	May F	--	--	0.1%
Wed	07/05/2017 09:00	Cap Goods Orders Nondef Ex Air	May F	--	--	-0.2%
Wed	07/05/2017 09:00	Cap Goods Ship Nondef Ex Air	May F	--	--	-0.2%
Wed	07/05/2017 13:00	FOMC Meeting Minutes	Jun 14	--	--	--
Thu	07/06/2017 06:00	MBA Mortgage Applications	Jun 30	--	--	-6.2%
Thu	07/06/2017 06:30	Challenger Job Cuts YoY	Jun	--	--	9.7%
Thu	07/06/2017 07:15	ADP Employment Change	Jun	180k	--	253k
Thu	07/06/2017 07:30	Initial Jobless Claims	Jul 1	244k	--	244k
Thu	07/06/2017 07:30	Continuing Claims	Jun 24	--	--	1948k
Thu	07/06/2017 07:30	Trade Balance	May	-\$46.2b	--	-\$47.6b
Thu	07/06/2017 08:45	Markit US Services PMI	Jun F	--	--	53.0
Thu	07/06/2017 08:45	Bloomberg Consumer Comfort	Jul 2	--	--	48.6
Thu	07/06/2017 08:45	Markit US Composite PMI	Jun F	--	--	53.0
Thu	07/06/2017 09:00	ISM Non-Manf. Composite	Jun	56.5	--	56.9
Fri	07/07/2017 07:30	Change in Nonfarm Payrolls	Jun	175k	--	138k
Fri	07/07/2017 07:30	Two-Month Payroll Net Revision	Jun	--	--	-66k
Fri	07/07/2017 07:30	Change in Private Payrolls	Jun	173k	--	147k
Fri	07/07/2017 07:30	Change in Manufact. Payrolls	Jun	6k	--	-1k
Fri	07/07/2017 07:30	Unemployment Rate	Jun	4.3%	--	4.3%
Fri	07/07/2017 07:30	Average Hourly Earnings MoM	Jun	0.3%	--	0.2%
Fri	07/07/2017 07:30	Average Hourly Earnings YoY	Jun	2.6%	--	2.5%
Fri	07/07/2017 07:30	Average Weekly Hours All Employees	Jun	34.4	--	34.4
Fri	07/07/2017 07:30	Labor Force Participation Rate	Jun	--	--	62.7%
Fri	07/07/2017 07:30	Underemployment Rate	Jun	--	--	8.4%

INTENDED FOR INSTITUTIONAL INVESTORS ONLY. The information included herein has been obtained from sources deemed reliable, but it is not in any way guaranteed, and it, together with any opinions expressed, is subject to change at any time. Any and all details offered in this publication are preliminary and are therefore subject to change at any time. This has been prepared for general information purposes only and does not consider the specific investment objectives, financial situation and particular needs of any individual or institution. This information is, by its very nature, incomplete and specifically lacks information critical to making final investment decisions. Investors should seek financial advice as to the appropriateness of investing in any securities or investment strategies mentioned or recommended. The accuracy of the financial projections is dependent on the occurrence of future events which cannot be assured; therefore, the actual results achieved during the projection period may vary from the projections. Interest rate swaps and derivatives are offered and sold via Vining Sparks Interest Rate Products, LLC. The firm may have positions, long or short, in any or all securities mentioned. Member FINRA/SIPC.