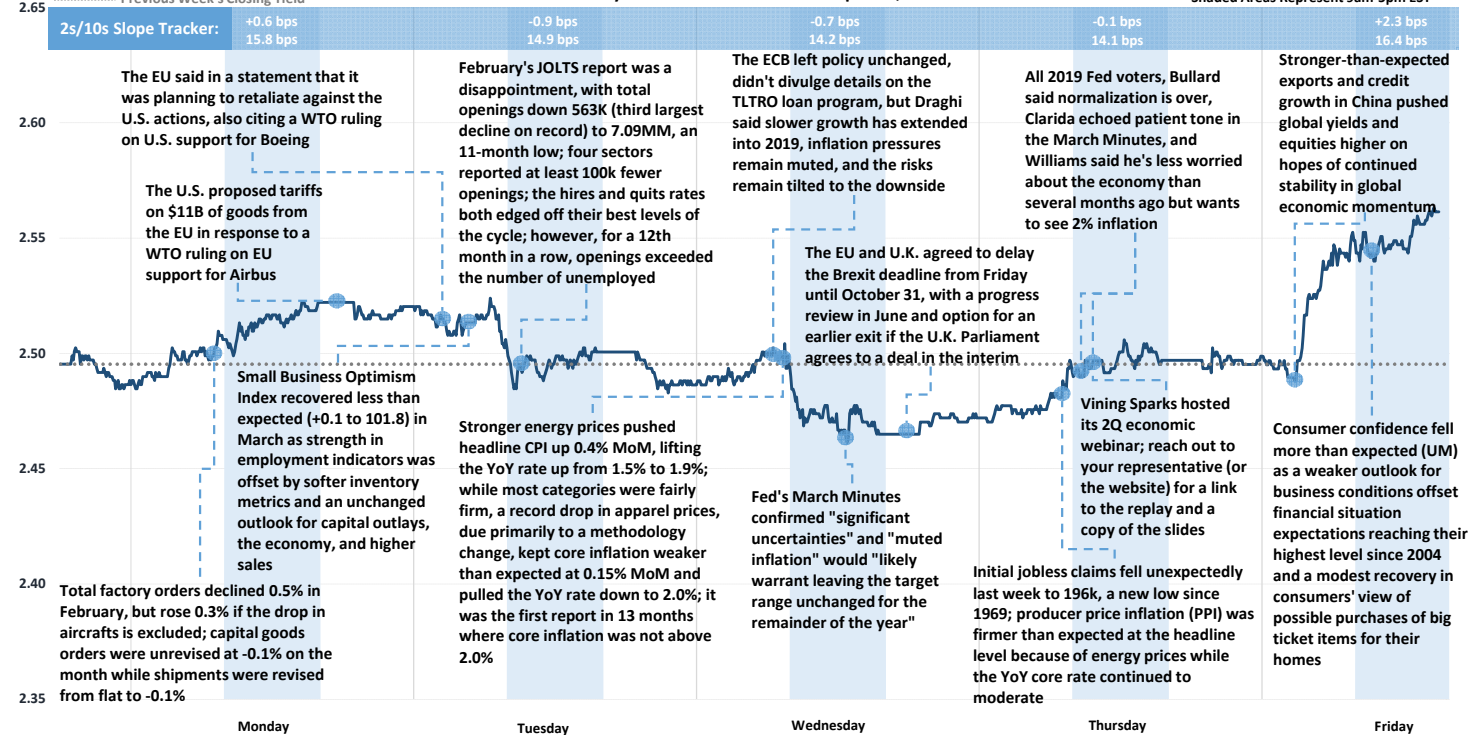


Weekly Market Recap

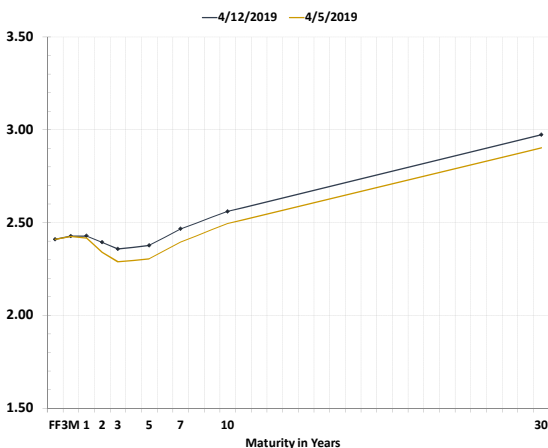
Yields Rose with Stocks as Investors Weighed Mixed Indications about Risks to the Outlook



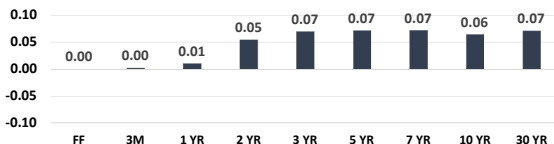
Record-High Nasdaq Close ★ Record-High S&P Close ★ Record-High Dow Close ★
 10-Year Treasury Note Yield - Week Ended April 12, 2019



Treasury Curve Week-Over-Week



Week-Over-Week Change in Treasury Yields



Global Stock Performance

	Value	Weekly Change	Monthly Change	YTD Change
Dow Jones	\$ 26,412	-0.05% ↓	1.87% ↑	13.22% ↑
S&P 500	2,907	0.51% ↑	2.58% ↑	15.98% ↑
Nasdaq	7,984	0.57% ↑	3.30% ↑	20.33% ↑
Stoxx Europe 600	388	-0.18% ↓	2.23% ↑	14.77% ↑
China CSI 300	3,989	-1.81% ↓	3.00% ↑	32.48% ↑
Nikkei 225	21,871	0.29% ↑	3.13% ↑	9.27% ↑

Global Sovereign Debt Performance

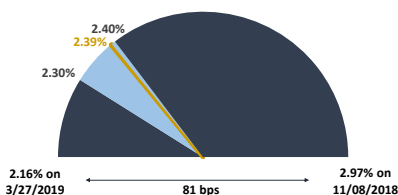
	Yield	Weekly Change (in bps)	Monthly Change (in bps)	YTD Change (in bps)
U.S. 2-Year	2.39%	5.4 ↑	13.3 ↑	-9.4 ↓
U.S. 5-Year	2.38%	7.2 ↑	14.4 ↑	-13.4 ↓
U.S. 10-Year	2.56%	6.4 ↑	15.5 ↑	-12.5 ↓
German 10-Year	0.06%	4.8 ↑	12.5 ↑	-18.7 ↓
U.K. 10-Year	1.21%	9.6 ↑	21.2 ↑	-6.5 ↓
French 10-Year	0.40%	3.7 ↑	8.1 ↑	-31.1 ↓
Italian 10-Year	2.54%	6.3 ↑	5.3 ↑	-20.1 ↓
Japanese 10-Year	-0.06%	-2.7 ↓	2.5 ↑	-5.9 ↓

Commodity Performance

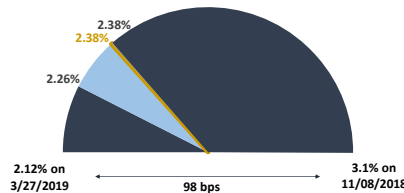
	Value	Weekly Change	Monthly Change	YTD Change
WTI Crude	\$ 63.81	1.16% ↑	6.10% ↑	40.52% ↑
U.S. Dollar	96.96	-0.44% ↓	-0.33% ↓	0.82% ↑
Gold Spot	1,291.02	-0.06% ↓	-0.10% ↓	0.67% ↑
Bloomberg Commodity Index	82.71	0.41% ↑	2.00% ↑	7.81% ↑

Treasury Notes Intraday Ranges: 52-Week Yield Range / Weekly Yield Range / Last Traded Yield

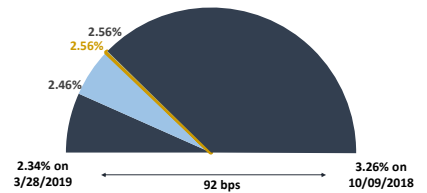
2-Year Treasury



5-Year Treasury



10-Year Treasury



Weekly Market Recap

Housing, Industrial Production, and an Important Update on the Consumer



Next Week's Economic Calendar (All Times are Central Standard Time)

Date	Time	Event	Period	Survey	Actual	Prior
Mon	04/15/2019 07:30	Empire Manufacturing	Apr	8.0	--	3.7
Mon	04/15/2019 12:00	Fed's Evans Discusses Economy and Monetary Policy				
Mon	04/15/2019 15:00	Net Long-term TIC Flows	Feb	--	--	-\$7.2b
Mon	04/15/2019 15:00	Total Net TIC Flows	Feb	--	--	-\$143.7b
Mon	04/15/2019 19:00	Fed's Rosengren Speaks at Davidson College in North Carolina				
Tue	04/16/2019 08:15	Industrial Production MoM	Mar	0.2%	--	0.1%
Tue	04/16/2019 08:15	Manufacturing (SIC) Production	Mar	0.1%	--	-0.4%
Tue	04/16/2019 08:15	Capacity Utilization	Mar	79.2%	--	78.2%
Tue	04/16/2019 09:00	NAHB Housing Market Index	Apr	64	--	62
Tue	04/16/2019 13:00	Fed's Kaplan Speaks at Community Forum in New Mexico				
Wed	04/17/2019 06:00	MBA Mortgage Applications	Apr 12	--	--	-5.6%
Wed	04/17/2019 07:30	Trade Balance	Feb	-\$53.4b	--	-\$51.1b
Wed	04/17/2019 09:00	Wholesale Inventories MoM	Feb	0.4%	--	1.2%
Wed	04/17/2019 09:00	Wholesale Trade Sales MoM	Feb	--	--	0.5%
Wed	04/17/2019 11:30	Fed's Harker Speaks on the Economic Outlook				
Wed	04/17/2019 11:45	Fed's Bullard Speaks at Hyman Minsky Conference				
Wed	04/17/2019 13:00	U.S. Federal Reserve Releases Beige Book				
Thu	04/18/2019 07:30	Retail Sales Advance MoM	Mar	0.9%	--	-0.2%
Thu	04/18/2019 07:30	Retail Sales Ex Auto MoM	Mar	0.7%	--	-0.4%
Thu	04/18/2019 07:30	Retail Sales Ex Auto and Gas	Mar	0.5%	--	-0.6%
Thu	04/18/2019 07:30	Retail Sales Control Group	Mar	0.5%	--	-0.2%
Thu	04/18/2019 07:30	Philadelphia Fed Business Outlook	Apr	11.0	--	13.7
Thu	04/18/2019 07:30	Initial Jobless Claims	Apr 13	206k	--	196k
Thu	04/18/2019 07:30	Continuing Claims	Apr 6	1722k	--	1713k
Thu	04/18/2019 08:45	Bloomberg Consumer Comfort	Apr 14	--	--	59.8
Thu	04/18/2019 08:45	Bloomberg Economic Expectations	Apr	--	--	47.5
Thu	04/18/2019 08:45	Markit US Manufacturing PMI	Apr P	52.8	--	52.4
Thu	04/18/2019 08:45	Markit US Services PMI	Apr P	55.0	--	55.3
Thu	04/18/2019 08:45	Markit US Composite PMI	Apr P	--	--	54.6
Thu	04/18/2019 09:00	Leading Index	Mar	0.4%	--	0.2%
Thu	04/18/2019 09:00	Business Inventories	Feb	0.3%	--	0.8%
Thu	04/18/2019 11:10	Fed's Bostic Speaks at an Economic Roundtable Event in Florida				
Fri	04/19/2019 07:30	Housing Starts	Mar	1230k	--	1162k
Thu	04/19/2019 07:30	Housing Starts MoM	Mar	5.9%	--	-8.7%
Thu	04/19/2019 07:30	Building Permits	Mar	1300k	--	1296k
Thu	04/19/2019 07:30	Building Permits MoM	Mar	0.7%	--	-1.6%

INTENDED FOR INSTITUTIONAL INVESTORS ONLY. The information included herein has been obtained from sources deemed reliable, but it is not in any way guaranteed, and it, together with any opinions expressed, is subject to change at any time. Any and all details offered in this publication are preliminary and are therefore subject to change at any time. This has been prepared for general information purposes only and does not consider the specific investment objectives, financial situation and particular needs of any individual or institution. This information is, by its very nature, incomplete and specifically lacks information critical to making final investment decisions. Investors should seek financial advice as to the appropriateness of investing in any securities or investment strategies mentioned or recommended. The accuracy of the financial projections is dependent on the occurrence of future events which cannot be assured; therefore, the actual results achieved during the projection period may vary from the projections. Interest rate swaps and derivatives are offered and sold via Vining Sparks Interest Rate Products, LLC. The firm may have positions, long or short, in any or all securities mentioned. Member FINRA/SIPC.