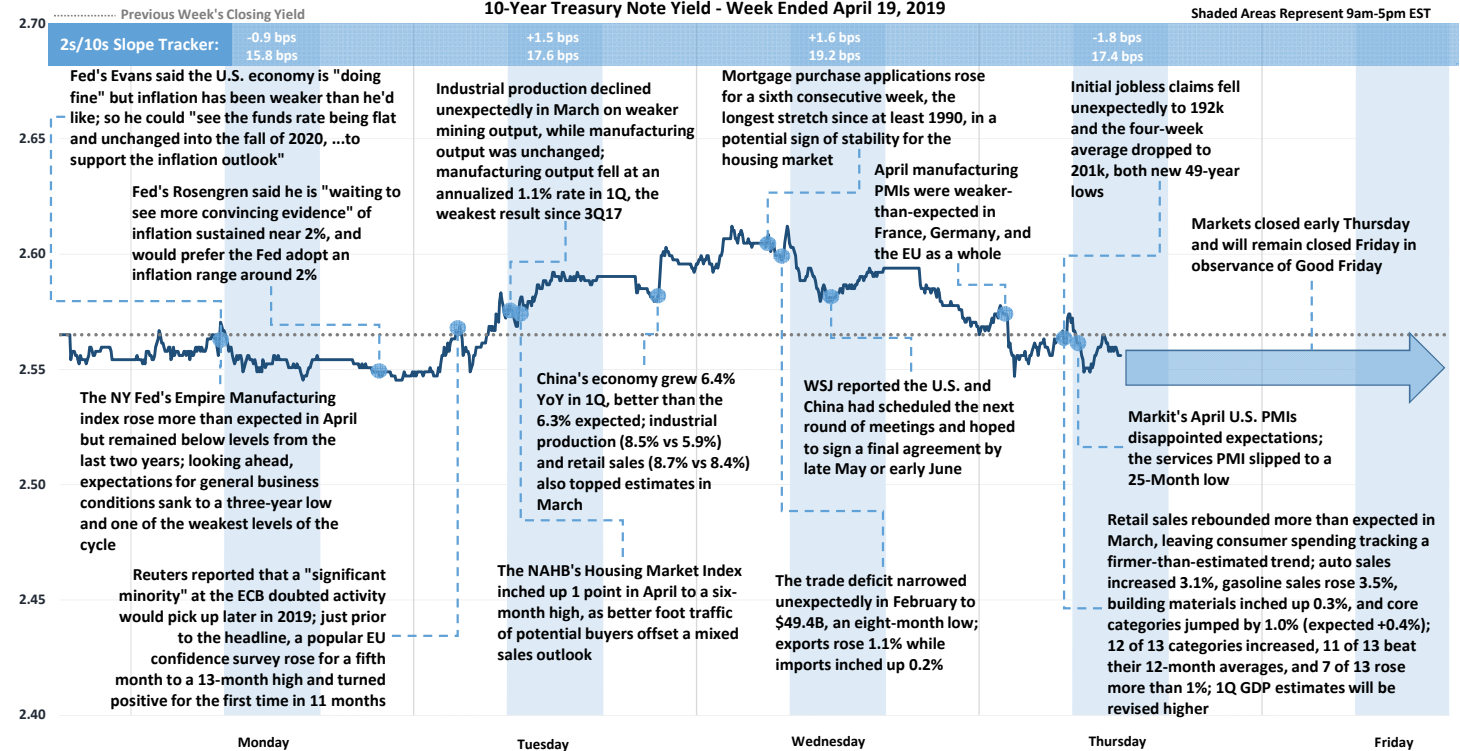


# Weekly Market Recap

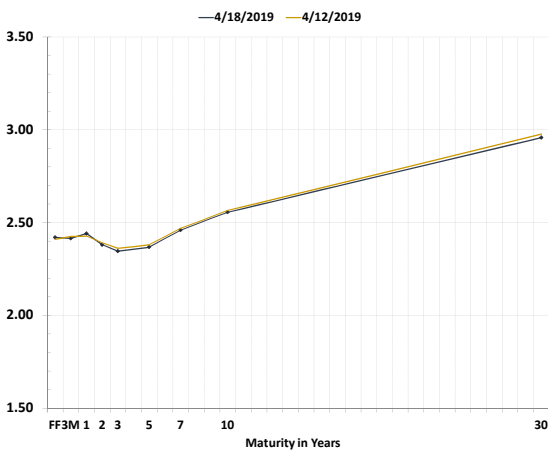
Yields Fell as Growth Concerns Persisted Despite Surprisingly Strong Retail Sales Rebound



Record-High Nasdaq Close ★ Record-High S&P Close ★ Record-High Dow Close ★  
 10-Year Treasury Note Yield - Week Ended April 19, 2019



Treasury Curve Week-Over-Week



Week-Over-Week Change in Treasury Yields



Global Stock Performance

	Value	Weekly Change	Monthly Change	YTD Change
Dow Jones	\$ 26,550	0.52% ↑	2.40% ↑	13.81% ↑
S&P 500	2,906	-0.05% ↓	2.52% ↑	15.92% ↑
Nasdaq	7,990	0.08% ↑	3.38% ↑	20.42% ↑
Stoxx Europe 600	390	0.76% ↑	3.00% ↑	15.64% ↑
China CSI 300	4,072	-1.81% ↓	5.16% ↑	35.26% ↑
Nikkei 225	22,090	0.29% ↑	4.17% ↑	10.37% ↑

Global Sovereign Debt Performance

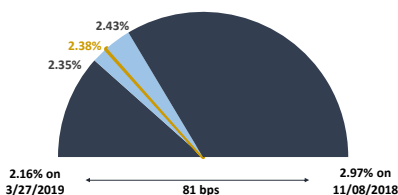
	Yield	Weekly Change (in bps)	Monthly Change (in bps)	YTD Change (in bps)
U.S. 2-Year	2.38%	-1.1 ↓	12.0 ↑	-10.8 ↓
U.S. 5-Year	2.37%	-1.3 ↓	13.5 ↑	-14.4 ↓
U.S. 10-Year	2.56%	-0.9 ↓	15.1 ↑	-12.8 ↓
German 10-Year	0.03%	1.8 ↑	9.5 ↑	-21.7 ↓
U.K. 10-Year	1.20%	8.1 ↑	19.7 ↑	-8.0 ↓
French 10-Year	0.37%	0.8 ↑	5.2 ↑	-34.0 ↓
Italian 10-Year	2.60%	12.4 ↑	11.4 ↑	-14.0 ↓
Japanese 10-Year	-0.03%	0.2 ↑	5.4 ↑	-3.0 ↓

Commodity Performance

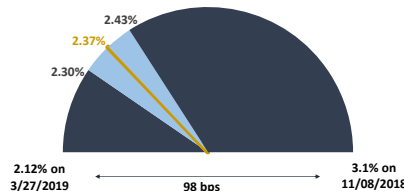
	Value	Weekly Change	Monthly Change	YTD Change
WTI Crude	\$ 63.65	1.28% ↑	5.84% ↑	40.17% ↑
U.S. Dollar	97.47	0.52% ↑	0.19% ↑	1.35% ↑
Gold Spot	1,273.03	-1.34% ↓	-1.49% ↓	-0.73% ↓
Bloomberg Commodity Index	81.57	-1.38% ↓	0.60% ↑	6.33% ↑

Treasury Notes Intraday Ranges: 52-Week Yield Range / Weekly Yield Range / Last Traded Yield

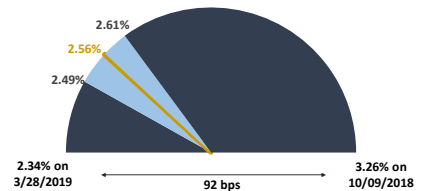
2-Year Treasury



5-Year Treasury



10-Year Treasury



# Weekly Market Recap

Quiet Week with Housing and a First Look at First Quarter GDP



## Next Week's Economic Calendar (All Times are Central Standard Time)

Date	Time	Event	Period	Survey	Actual	Prior
Mon	04/22/2019 07:30	Chicago Fed Nat Activity Index	Mar	--	--	-0.29
Mon	04/22/2019 09:00	Existing Home Sales	Mar	5.33m	--	5.51m
Mon	04/22/2019 09:00	Existing Home Sales MoM	Mar	-3.4%	--	11.8%
Tue	04/23/2019 08:00	FHFA House Price Index MoM	Feb	--	--	0.6%
Tue	04/23/2019 09:00	Richmond Fed Manufact. Index	Apr	10	--	10
Tue	04/23/2019 09:00	New Home Sales	Mar	650k	--	667k
Tue	04/23/2019 09:00	New Home Sales MoM	Mar	-2.6%	--	4.9%
Wed	04/24/2019 06:00	MBA Mortgage Applications	Apr 19	--	--	-3.5%
Thu	04/25/2019 07:30	ECB Vice President Guindos Speaks in New York				
Thu	04/25/2019 07:30	Durable Goods Orders	Mar P	0.9%	--	-1.6%
Thu	04/25/2019 07:30	Initial Jobless Claims	Apr 20	--	--	--
Thu	04/25/2019 07:30	Durables Ex Transportation	Mar P	0.3%	--	-0.1%
Thu	04/25/2019 07:30	Continuing Claims	Apr 13	--	--	--
Thu	04/25/2019 07:30	Cap Goods Orders Nondef Ex Air	Mar P	0.1%	--	-0.1%
Thu	04/25/2019 07:30	Cap Goods Ship Nondef Ex Air	Mar P	--	--	-0.1%
Thu	04/25/2019 08:45	Bloomberg Consumer Comfort	Apr 21	--	--	--
Thu	04/25/2019 10:00	Kansas City Fed Manf. Activity	Apr	--	--	10
Fri	04/26/2019 07:30	GDP Annualized QoQ	1Q A	1.8%	--	2.2%
Fri	04/26/2019 07:30	Personal Consumption	1Q A	--	--	2.5%
Fri	04/26/2019 07:30	GDP Price Index	1Q A	1.2%	--	1.7%
Fri	04/26/2019 07:30	Core PCE QoQ	1Q A	--	--	1.8%
Fri	04/26/2019 09:00	U. of Mich. Sentiment	Apr F	97.0	--	96.9
Fri	04/26/2019 09:00	U. of Mich. Current Conditions	Apr F	--	--	114.2
Fri	04/26/2019 09:00	U. of Mich. Expectations	Apr F	--	--	85.8
Fri	04/26/2019 09:00	U. of Mich. 1 Yr Inflation	Apr F	--	--	2.4%
Fri	04/26/2019 09:00	U. of Mich. 5-10 Yr Inflation	Apr F	--	--	2.3%

INTENDED FOR INSTITUTIONAL INVESTORS ONLY. The information included herein has been obtained from sources deemed reliable, but it is not in any way guaranteed, and it, together with any opinions expressed, is subject to change at any time. Any and all details offered in this publication are preliminary and are therefore subject to change at any time. This has been prepared for general information purposes only and does not consider the specific investment objectives, financial situation and particular needs of any individual or institution. This information is, by its very nature, incomplete and specifically lacks information critical to making final investment decisions. Investors should seek financial advice as to the appropriateness of investing in any securities or investment strategies mentioned or recommended. The accuracy of the financial projections is dependent on the occurrence of future events which cannot be assured; therefore, the actual results achieved during the projection period may vary from the projections. Interest rate swaps and derivatives are offered and sold via Vining Sparks Interest Rate Products, LLC. The firm may have positions, long or short, in any or all securities mentioned. Member FINRA/SIPC.