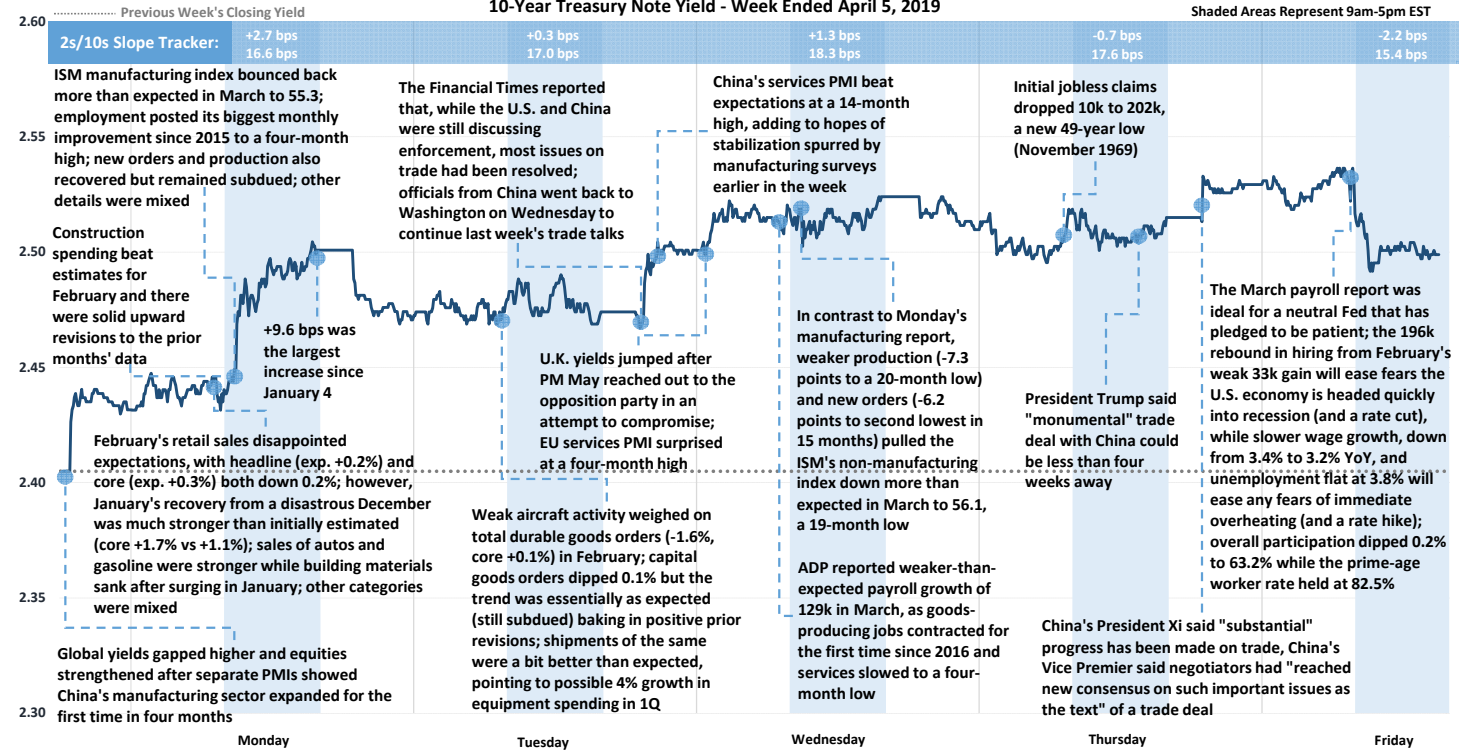


Weekly Market Recap

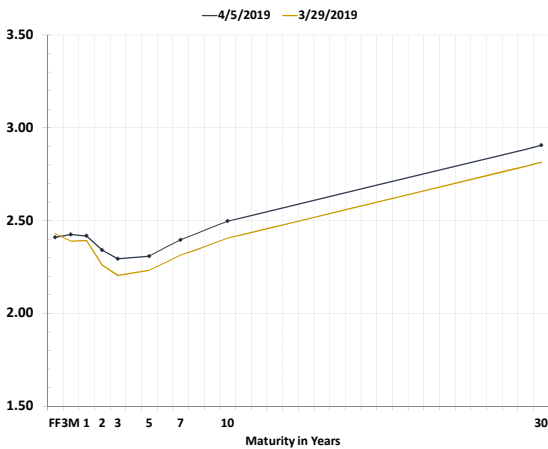
Yields Rose on Hopes of a U.S.-China Trade Deal and Signs of Stability in the Global Economy



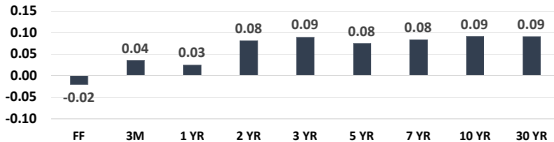
Record-High Nasdaq Close ★ Record-High S&P Close ★ Record-High Dow Close ★ 10-Year Treasury Note Yield - Week Ended April 5, 2019



Treasury Curve Week-Over-Week



Week-Over-Week Change in Treasury Yields



Global Stock Performance

	Value	Weekly Change	Monthly Change	YTD Change
Dow Jones	\$ 26,425	1.91% ↑	1.91% ↑	13.28% ↑
S&P 500	2,893	2.06% ↑	2.06% ↑	15.39% ↑
Nasdaq	7,939	2.71% ↑	2.71% ↑	19.64% ↑
Stoxx Europe 600	388	2.41% ↑	2.41% ↑	14.98% ↑
China CSI 300	4,062	4.90% ↑	4.90% ↑	34.93% ↑
Nikkei 225	21,808	2.84% ↑	2.84% ↑	8.96% ↑

Global Sovereign Debt Performance

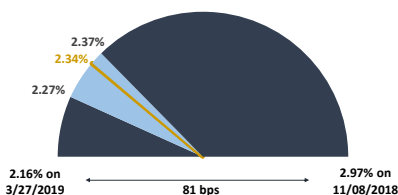
	Yield	Weekly Change (in bps)	Monthly Change (in bps)	YTD Change (in bps)
U.S. 2-Year	2.34%	8.1 ↑	8.1 ↑	-14.7 ↓
U.S. 5-Year	2.31%	7.6 ↑	7.6 ↑	-20.2 ↓
U.S. 10-Year	2.50%	9.2 ↑	9.2 ↑	-18.7 ↓
German 10-Year	0.01%	7.7 ↑	7.7 ↑	-23.5 ↓
U.K. 10-Year	1.12%	11.6 ↑	11.6 ↑	-16.1 ↓
French 10-Year	0.36%	4.4 ↑	4.4 ↑	-34.8 ↓
Italian 10-Year	2.48%	-1.0 ↓	-1.0 ↓	-26.4 ↓
Japanese 10-Year	-0.03%	5.2 ↑	5.2 ↑	-3.2 ↓

Commodity Performance

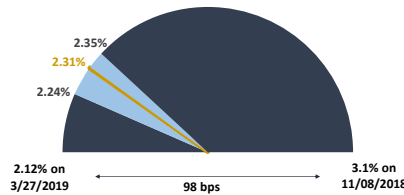
	Value	Weekly Change	Monthly Change	YTD Change
WTI Crude	\$ 63.29	5.24% ↑	5.24% ↑	39.37% ↑
U.S. Dollar	97.40	0.12% ↑	0.12% ↑	1.27% ↑
Gold Spot	1,291.60	-0.05% ↓	-0.05% ↓	0.71% ↑
Bloomberg Commodity Index	82.37	1.58% ↑	1.58% ↑	7.37% ↑

Treasury Notes Intraday Ranges: 52-Week Yield Range / Weekly Yield Range / Last Traded Yield

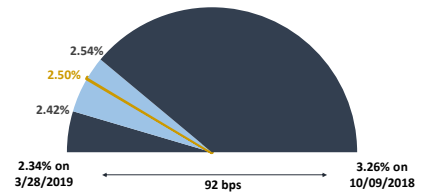
2-Year Treasury



5-Year Treasury



10-Year Treasury



Weekly Market Recap

Some Important Events, Including Vining's 2Q Economic Update Webinar



Next Week's Economic Calendar (All Times are Central Standard Time)

Date	Time	Event	Period	Survey	Actual	Prior
Mon	04/08/2019 09:00	Factory Orders	Feb	-0.5%	--	0.1%
Mon	04/08/2019 09:00	Factory Orders Ex Trans	Feb	--	--	-0.2%
Mon	04/08/2019 09:00	Durable Goods Orders	Feb F	--	--	-1.6%
Mon	04/08/2019 09:00	Durables Ex Transportation	Feb F	--	--	0.1%
Mon	04/08/2019 09:00	Cap Goods Orders Nondef Ex Air	Feb F	--	--	-0.1%
Mon	04/08/2019 09:00	Cap Goods Ship Nondef Ex Air	Feb F	--	--	0.0%
Tue	04/09/2019 05:00	NFIB Small Business Optimism	Mar	101.2	--	101.7
Tue	04/09/2019 09:00	JOLTS Job Openings	Feb	7566	--	7581
Tue	04/09/2019 17:45	Clarida Speaks at Fed Listens Event in Minneapolis				
Wed	04/10/2019 06:00	MBA Mortgage Applications	Apr 5	--	--	18.6%
Wed	04/10/2019 07:30	CPI MoM	Mar	0.3%	--	0.2%
Wed	04/10/2019 07:30	CPI Ex Food and Energy MoM	Mar	0.2%	--	0.1%
Wed	04/10/2019 07:30	CPI YoY	Mar	1.8%	--	1.5%
Wed	04/10/2019 07:30	CPI Ex Food and Energy YoY	Mar	2.1%	--	2.1%
Wed	04/10/2019 07:30	CPI Core Index SA	Mar	261.469	--	260.989
Wed	04/10/2019 07:30	CPI Index NSA	Mar	254.120	--	252.776
Wed	04/10/2019 07:30	Real Avg Hourly Earning YoY	Mar	--	--	1.9%
Wed	04/10/2019 07:30	Real Avg Weekly Earnings YoY	Mar	--	--	1.6%
Wed	04/10/2019 13:00	FOMC Meeting Minutes	Mar 20	--	--	--
Wed	04/10/2019 13:00	Monthly Budget Statement	Mar	-\$196.9b	--	-\$234.0b
Thu	04/11/2019 07:30	PPI Final Demand MoM	Mar	0.3%	--	0.1%
Thu	04/11/2019 07:30	PPI Ex Food and Energy MoM	Mar	0.2%	--	0.1%
Thu	04/11/2019 07:30	PPI Ex Food, Energy, Trade MoM	Mar	0.2%	--	0.1%
Thu	04/11/2019 07:30	PPI Final Demand YoY	Mar	1.9%	--	1.9%
Thu	04/11/2019 07:30	PPI Ex Food and Energy YoY	Mar	2.4%	--	2.5%
Thu	04/11/2019 07:30	PPI Ex Food, Energy, Trade YoY	Mar	--	--	2.3%
Thu	04/11/2019 07:30	Initial Jobless Claims	Apr 6	210k	--	202k
Thu	04/11/2019 07:30	Continuing Claims	Mar 30	--	--	1717k
Thu	04/11/2019 08:30	Fed's Clarida Speaks at Annual IIF Meeting in Washington				
Thu	04/11/2019 08:40	Fed's Bullard Speaks on Economy and Monetary Policy				
Thu	04/11/2019 08:45	Bloomberg April United States Economic Survey				
Thu	04/11/2019 08:45	Bloomberg Consumer Comfort	Apr 7	--	--	58.9
Thu	04/11/2019 10:00	Vining Sparks' 2Q Economic Update Webinar				
Thu	04/11/2019 10:50	Fed's Quarles Takes Part in FSB Roundtable				
Thu	04/11/2019 13:00	Fed's Kashkari to Hold Q&A Via Twitter				
Thu	04/11/2019 15:00	Fed's Bowman Speaks on Community Banking				
Fri	04/12/2019 07:30	Import Price Index MoM	Mar	0.4%	--	0.6%
Fri	04/12/2019 07:30	Import Price Index ex Petroleum MoM	Mar	--	--	0.1%
Fri	04/12/2019 07:30	Import Price Index YoY	Mar	-0.4%	--	-1.3%
Fri	04/12/2019 07:30	Export Price Index MoM	Mar	0.1%	--	0.6%
Fri	04/12/2019 07:30	Export Price Index YoY	Mar	--	--	0.3%
Fri	04/12/2019 09:00	U. of Mich. Sentiment	Apr P	98.0	--	98.4
Fri	04/12/2019 09:00	U. of Mich. Current Conditions	Apr P	--	--	113.3
Fri	04/12/2019 09:00	U. of Mich. Expectations	Apr P	--	--	88.8
Fri	04/12/2019 09:00	U. of Mich. 1 Yr Inflation	Apr P	--	--	2.5%
Fri	04/12/2019 09:00	U. of Mich. 5-10 Yr Inflation	Apr P	--	--	2.5%

INTENDED FOR INSTITUTIONAL INVESTORS ONLY. The information included herein has been obtained from sources deemed reliable, but it is not in any way guaranteed, and it, together with any opinions expressed, is subject to change at any time. Any and all details offered in this publication are preliminary and are therefore subject to change at any time. This has been prepared for general information purposes only and does not consider the specific investment objectives, financial situation and particular needs of any individual or institution. This information is, by its very nature, incomplete and specifically lacks information critical to making final investment decisions. Investors should seek financial advice as to the appropriateness of investing in any securities or investment strategies mentioned or recommended. The accuracy of the financial projections is dependent on the occurrence of future events which cannot be assured; therefore, the actual results achieved during the projection period may vary from the projections. Interest rate swaps and derivatives are offered and sold via Vining Sparks Interest Rate Products, LLC. The firm may have positions, long or short, in any or all securities mentioned. Member FINRA/SIPC.