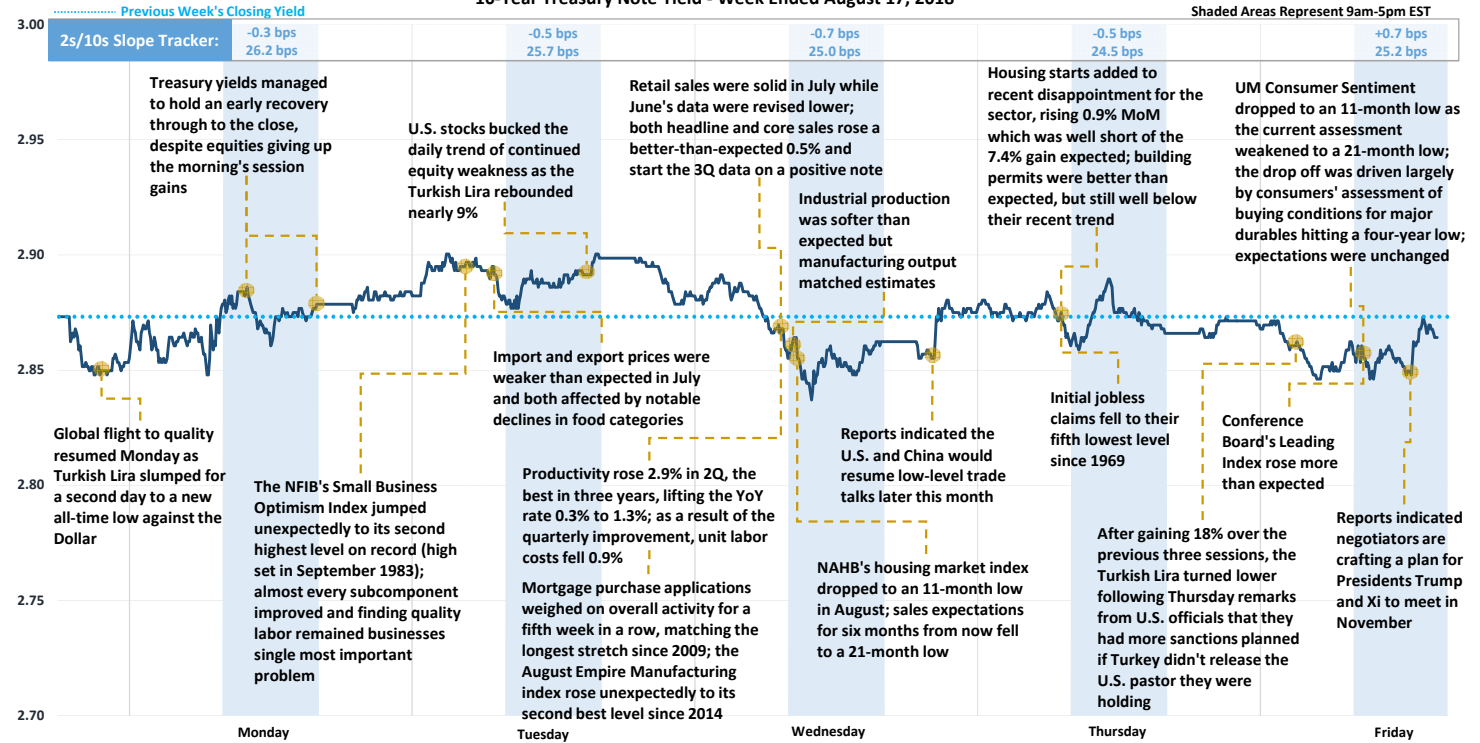


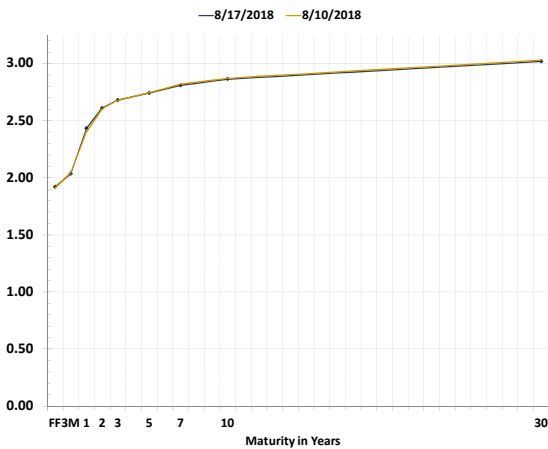
Weekly Market Recap

Rates Basically Unchanged Amid Mixed U.S. Data, Turkey Turmoil, China Trade Developments **VINING SPARKS**

Record-High Nasdaq Close ★ Record-High S&P Close ★ Record-High Dow Close ★
 10-Year Treasury Note Yield - Week Ended August 17, 2018



Treasury Curve Week-Over-Week



Week-Over-Week Change in Treasury Yields



Global Stock Performance

	Value	Weekly Change	Monthly Change	YTD Change
Dow Jones	\$ 25,669	1.41% ↑	1.00% ↑	3.84% ↑
S&P 500	2,851	0.63% ↑	1.23% ↑	6.63% ↑
Nasdaq	7,816	-0.29% ↓	1.88% ↑	13.22% ↑
Stoxx Europe 600	381	-1.24% ↓	-2.69% ↓	-2.09% ↓
China CSI 300	3,230	-5.15% ↓	-8.19% ↓	-19.88% ↓
Nikkei 225	22,270	-0.12% ↓	-1.26% ↓	-2.17% ↓

Global Sovereign Debt Performance

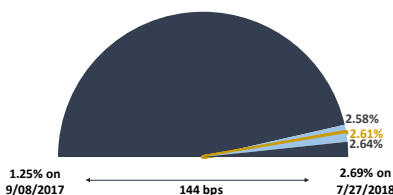
	Yield	Weekly Change (in bps)	Monthly Change (in bps)	YTD Change (in bps)
U.S. 2-Year	2.61%	0.6 ↑	-5.9 ↓	72.7 ↑
U.S. 5-Year	2.74%	-0.2 ↓	-10.5 ↓	53.7 ↑
U.S. 10-Year	2.86%	-0.9 ↓	-9.6 ↓	45.9 ↑
German 10-Year	0.31%	-1.2 ↓	-13.8 ↓	-12.2 ↓
U.K. 10-Year	1.24%	-0.6 ↓	-9.4 ↓	4.6 ↑
French 10-Year	0.67%	-0.3 ↓	-6.5 ↓	-11.8 ↓
Italian 10-Year	3.12%	12.8 ↑	40.1 ↑	110.5 ↑
Japanese 10-Year	0.10%	-0.3 ↓	3.6 ↑	5.0 ↑

Commodity Performance

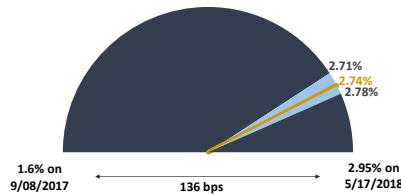
	Value	Weekly Change	Monthly Change	YTD Change
WTI Crude	\$ 65.84	-2.65% ↓	-4.25% ↓	8.97% ↑
U.S. Dollar	96.14	-0.23% ↓	1.68% ↑	4.36% ↑
Gold Spot	1,183.65	-2.31% ↓	-3.30% ↓	-9.16% ↓
Bloomberg Commodity Index	83.35	-1.05% ↓	-2.40% ↓	-5.47% ↓

Treasury Notes Intraday Ranges: 52-Week Yield Range / Weekly Yield Range / Last Traded Yield

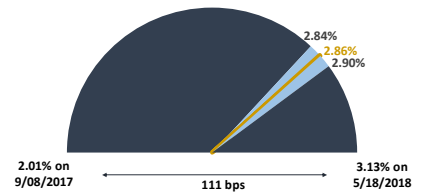
2-Year Treasury



5-Year Treasury



10-Year Treasury



Weekly Market Recap

Home Sales Bounce Expected; Fed Minutes ahead of Jackson Hole



Next Week's Economic Calendar (All Times are Central Standard Time)

Date	Time	Event	Period	Survey	Actual	Prior
Mon	08/20/2018 10:00	Fed's Bostic Speaks on U.S. Economic Outlook in Tennessee				
Tue	08/22/2018 06:00	MBA Mortgage Applications	Aug 17	--	--	-2.0%
Wed	08/22/2018 09:00	Existing Home Sales	Jul	5.44m	--	5.38m
Tue	08/22/2018 09:00	Existing Home Sales MoM	Jul	1.1%	--	-0.6%
Wed	08/22/2018 13:00	FOMC Meeting Minutes	Aug 1	--	--	--
Thu	08/23/2018 07:30	Initial Jobless Claims	Aug 18	215k	--	212k
Thu	08/23/2018 07:30	Continuing Claims	Aug 11	--	--	1721k
Thu	08/23/2018 08:00	FHFA House Price Index MoM	Jun	0.3%	--	0.2%
Thu	08/23/2018 08:00	House Price Purchase Index QoQ	2Q	--	--	1.7%
Thu	08/23/2018 08:45	Bloomberg Consumer Comfort	Aug 19	--	--	58.9
Thu	08/23/2018 08:45	Markit US Manufacturing PMI	Aug P	55.0	--	55.3
Thu	08/23/2018 08:45	Markit US Services PMI	Aug P	55.9	--	56.0
Thu	08/23/2018 08:45	Markit US Composite PMI	Aug P	--	--	55.7
Thu	08/23/2018 09:00	New Home Sales	Jul	650k	--	631k
Thu	08/23/2018 09:00	New Home Sales MoM	Jul	3.0%	--	-5.3%
Thu	08/23/2018 10:00	Kansas City Fed Manf. Activity	Aug	22	--	23
Thu	08/23/2018 19:00	Fed Hosts Annual Jackson Hole Central Banking Symposium				
Fri	08/24/2018 07:30	Durable Goods Orders	Jul P	-0.4%	--	0.8%
Fri	08/24/2018 07:30	Durables Ex Transportation	Jul P	0.5%	--	0.2%
Fri	08/24/2018 07:30	Cap Goods Orders Nondef Ex Air	Jul P	0.5%	--	0.2%
Fri	08/24/2018 07:30	Cap Goods Ship Nondef Ex Air	Jul P	0.3%	--	0.7%
Fri	08/24/2018 08:00	Fed Hosts Annual Jackson Hole Central Banking Symposium				
Fri	08/24/2018 09:00	Powell to Discuss Economy and Monetary Policy at Jackson Hole				

INTENDED FOR INSTITUTIONAL INVESTORS ONLY. The information included herein has been obtained from sources deemed reliable, but it is not in any way guaranteed, and it, together with any opinions expressed, is subject to change at any time. Any and all details offered in this publication are preliminary and are therefore subject to change at any time. This has been prepared for general information purposes only and does not consider the specific investment objectives, financial situation and particular needs of any individual or institution. This information is, by its very nature, incomplete and specifically lacks information critical to making final investment decisions. Investors should seek financial advice as to the appropriateness of investing in any securities or investment strategies mentioned or recommended. The accuracy of the financial projections is dependent on the occurrence of future events which cannot be assured; therefore, the actual results achieved during the projection period may vary from the projections. Interest rate swaps and derivatives are offered and sold via Vining Sparks Interest Rate Products, LLC. The firm may have positions, long or short, in any or all securities mentioned. Member FINRA/SIPC.