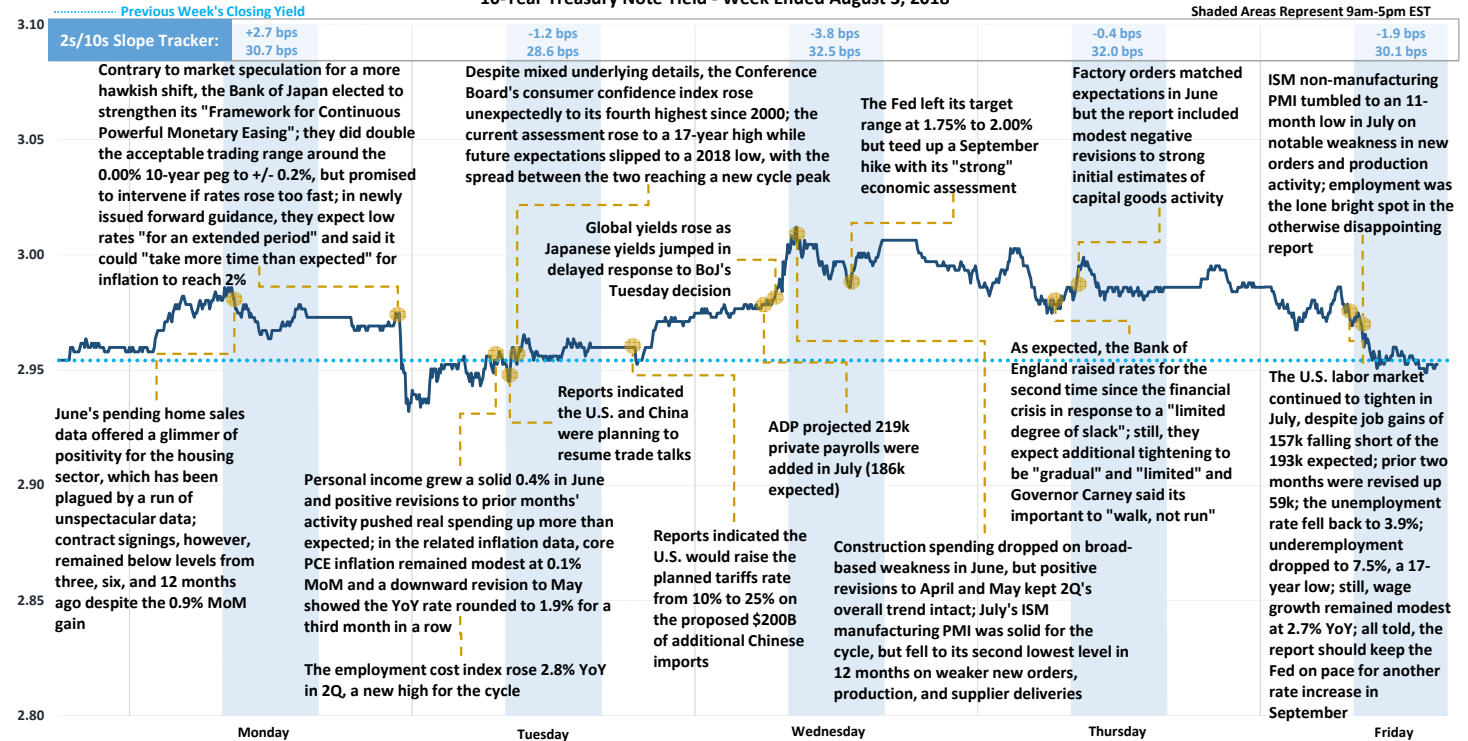


# Weekly Market Recap

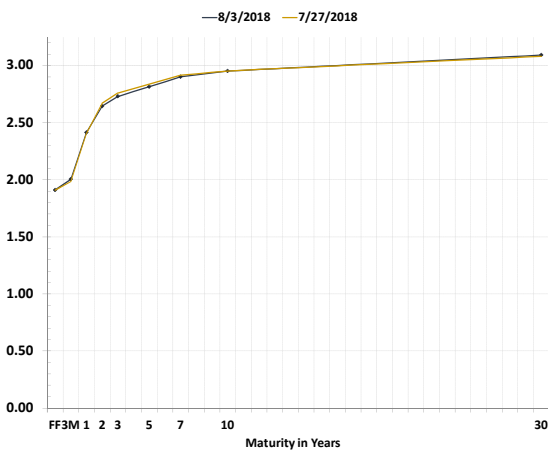
Solid Jobs Report Caps Mixed Week for the Data, Should Keep September Fed Hike on Track



Record-High Nasdaq Close ★ Record-High S&P Close ★ Record-High Dow Close ★  
10-Year Treasury Note Yield - Week Ended August 3, 2018



Treasury Curve Week-Over-Week



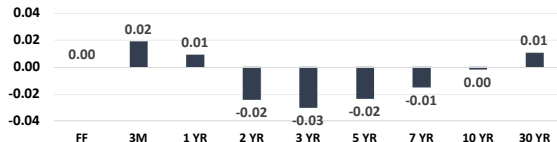
Global Stock Performance

	Value	Weekly Change	Monthly Change	YTD Change
Dow Jones	\$ 25,448	-0.01% ↓	0.13% ↑	2.95% ↑
S&P 500	2,838	0.69% ↑	0.78% ↑	6.16% ↑
Nasdaq	7,808	0.91% ↑	1.77% ↑	13.10% ↑
Stoxx Europe 600	389	-0.74% ↓	-0.63% ↓	-0.01% ↓
China CSI 300	3,315	-5.85% ↓	-5.75% ↓	-17.75% ↓
Nikkei 225	22,525	-0.83% ↓	-0.13% ↓	-1.05% ↓

Global Sovereign Debt Performance

	Yield	Weekly Change (in bps)	Monthly Change (in bps)	YTD Change (in bps)
U.S. 2-Year	2.65%	-2.4 ↓	-2.4 ↓	76.2 ↑
U.S. 5-Year	2.82%	-2.4 ↓	-3.2 ↓	61.0 ↑
U.S. 10-Year	2.95%	-0.2 ↓	-0.7 ↓	54.7 ↑
German 10-Year	0.41%	0.5 ↑	-3.5 ↓	-1.9 ↓
U.K. 10-Year	1.33%	4.9 ↑	-0.1 ↓	13.9 ↑
French 10-Year	0.74%	3.7 ↑	0.8 ↑	-4.5 ↓
Italian 10-Year	2.93%	18.4 ↑	20.7 ↑	91.1 ↑
Japanese 10-Year	0.11%	0.6 ↑	4.8 ↑	6.2 ↑

Week-Over-Week Change in Treasury Yields

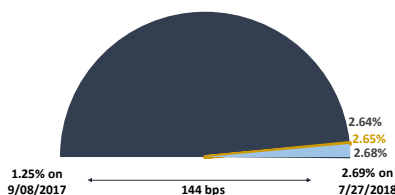


Commodity Performance

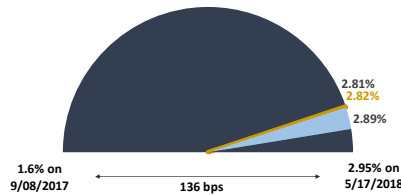
	Value	Weekly Change	Monthly Change	YTD Change
WTI Crude	\$ 68.66	-0.04% ↓	-0.15% ↓	13.64% ↑
U.S. Dollar	95.18	0.54% ↑	0.67% ↑	3.32% ↑
Gold Spot	1,213.31	-0.81% ↓	-0.88% ↓	-6.89% ↓
Bloomberg Commodity Index	84.90	0.07% ↑	-0.58% ↓	-3.71% ↓

Treasury Notes Intraday Ranges: 52-Week Yield Range / Weekly Yield Range / Last Traded Yield

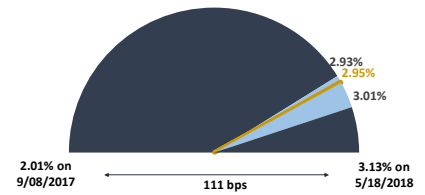
2-Year Treasury



5-Year Treasury



10-Year Treasury



# Weekly Market Recap

Notably Slower Week of Data with Friday's CPI Inflation Data the Focus



## Next Week's Economic Calendar (All Times are Central Standard Time)

Date	Time	Event	Period	Survey	Actual	Prior
	08/06/2018 08/10	Mortgage Delinquencies	2Q	--	--	4.63%
	08/06/2018 08/10	MBA Mortgage Foreclosures	2Q	--	--	1.16%
Tue	08/07/2018 09:00	JOLTS Job Openings	Jun	--	--	6638
Tue	08/07/2018 14:00	Consumer Credit	Jun	\$15.500b	--	\$24.559b
Wed	08/08/2018 06:00	MBA Mortgage Applications	Aug 3	--	--	-2.6%
Wed	08/08/2018 07:45	Fed's Barkin Speaks in Roanoke, Virginia				
Thu	08/09/2018 07:30	Initial Jobless Claims	Aug 04	220k	--	218k
Thu	08/09/2018 07:30	PPI Final Demand MoM	Jul	0.2%	--	0.3%
Thu	08/09/2018 07:30	Continuing Claims	Jul 28	--	--	1724k
Thu	08/09/2018 07:30	PPI Ex Food and Energy MoM	Jul	0.3%	--	0.3%
Thu	08/09/2018 07:30	PPI Ex Food, Energy, Trade MoM	Jul	--	--	0.3%
Thu	08/09/2018 07:30	PPI Final Demand YoY	Jul	3.4%	--	3.4%
Thu	08/09/2018 07:30	PPI Ex Food and Energy YoY	Jul	2.8%	--	2.8%
Thu	08/09/2018 07:30	PPI Ex Food, Energy, Trade YoY	Jul	--	--	2.7%
Thu	08/09/2018 07:45	Bloomberg Aug. United States Economic Survey				
Thu	08/09/2018 08:45	Bloomberg Consumer Comfort	Aug 5	--	--	58.6
Thu	08/09/2018 09:00	Wholesale Inventories MoM	Jun F	0.0%	--	0.0%
Thu	08/09/2018 09:00	Wholesale Trade Sales MoM	Jun	--	--	2.5%
Fri	08/10/2018 07:30	CPI MoM	Jul	0.2%	--	0.1%
Fri	08/10/2018 07:30	CPI Ex Food and Energy MoM	Jul	0.2%	--	0.2%
Fri	08/10/2018 07:30	CPI YoY	Jul	3.0%	--	2.9%
Fri	08/10/2018 07:30	CPI Ex Food and Energy YoY	Jul	2.3%	--	2.3%
Fri	08/10/2018 07:30	CPI Index NSA	Jul	251.900	--	251.989
Fri	08/10/2018 07:30	CPI Core Index SA	Jul	--	--	257.305
Fri	08/10/2018 07:30	Real Avg Weekly Earnings YoY	Jul	--	--	0.2%
Fri	08/10/2018 07:30	Real Avg Hourly Earning YoY	Jul	--	--	0.0%
Fri	08/10/2018 13:00	Monthly Budget Statement	Jul	--	--	-\$74.9b

INTENDED FOR INSTITUTIONAL INVESTORS ONLY. The information included herein has been obtained from sources deemed reliable, but it is not in any way guaranteed, and it, together with any opinions expressed, is subject to change at any time. Any and all details offered in this publication are preliminary and are therefore subject to change at any time. This has been prepared for general information purposes only and does not consider the specific investment objectives, financial situation and particular needs of any individual or institution. This information is, by its very nature, incomplete and specifically lacks information critical to making final investment decisions. Investors should seek financial advice as to the appropriateness of investing in any securities or investment strategies mentioned or recommended. The accuracy of the financial projections is dependent on the occurrence of future events which cannot be assured; therefore, the actual results achieved during the projection period may vary from the projections. Interest rate swaps and derivatives are offered and sold via Vining Sparks Interest Rate Products, LLC. The firm may have positions, long or short, in any or all securities mentioned. Member FINRA/SIPC.