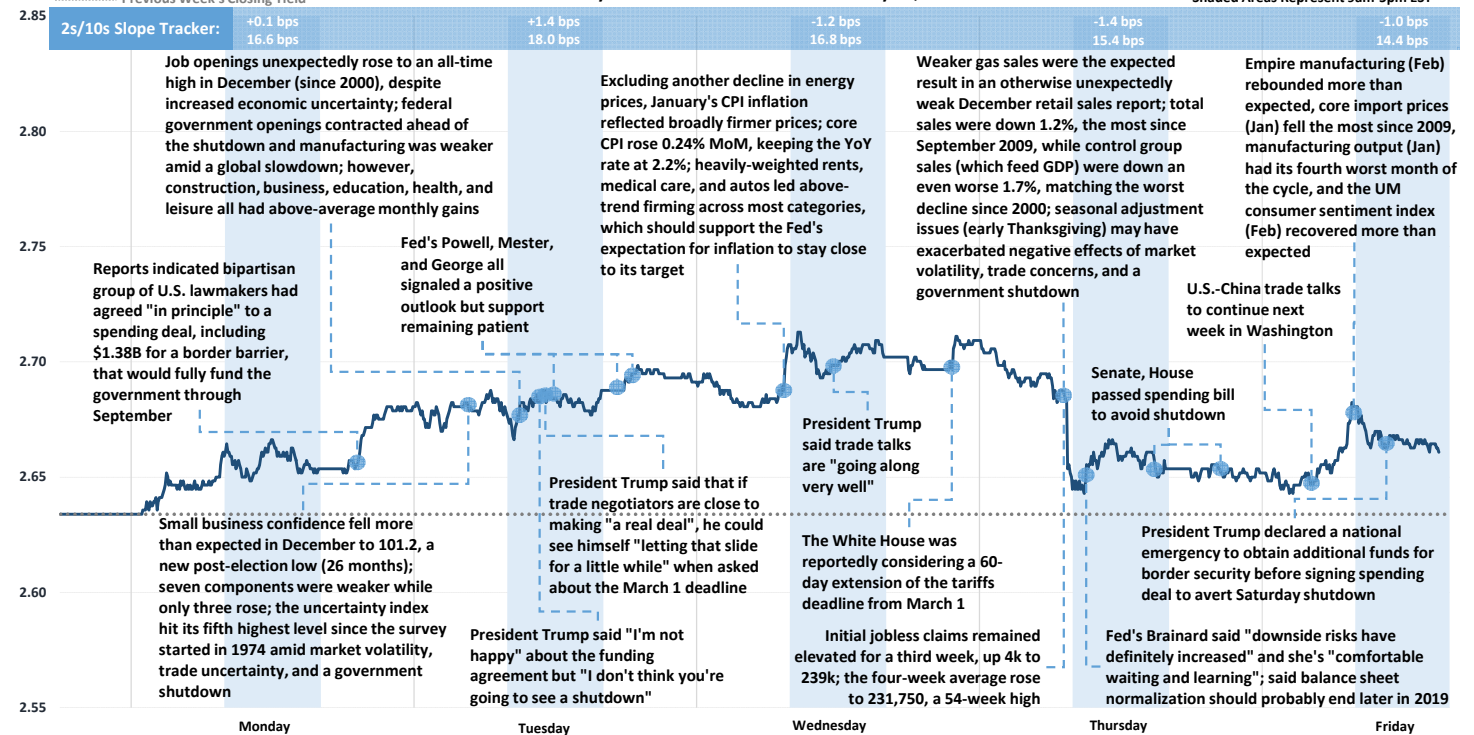


Weekly Market Recap

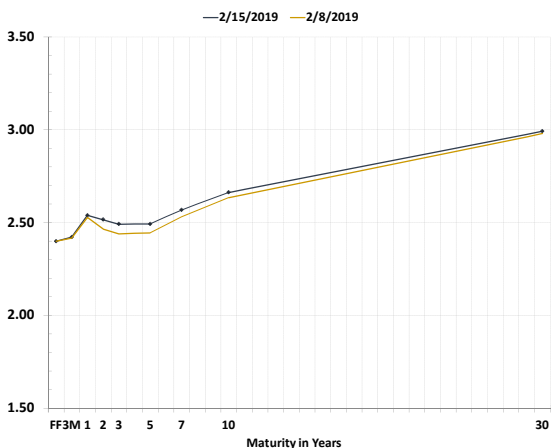
Trade Progress and Federal Spending Deal Kept Yields Higher Despite Retail Sales Collapse



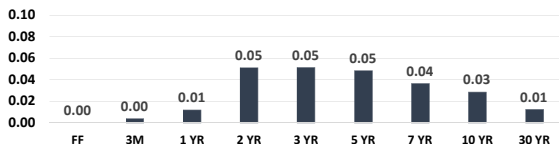
Record-High Nasdaq Close ★ Record-High S&P Close ★ Record-High Dow Close ★
 10-Year Treasury Note Yield - Week Ended February 15, 2019



Treasury Curve Week-Over-Week



Week-Over-Week Change in Treasury Yields



Global Stock Performance

	Value	Weekly Change	Monthly Change	YTD Change
Dow Jones	\$ 25,883	3.09% ↑	3.53% ↑	10.96% ↑
S&P 500	2,776	2.50% ↑	2.64% ↑	10.72% ↑
Nasdaq	7,472	2.39% ↑	2.62% ↑	12.62% ↑
Stoxx Europe 600	369	3.04% ↑	2.86% ↑	9.27% ↑
China CSI 300	3,339	2.81% ↑	4.28% ↑	10.90% ↑
Nikkei 225	20,901	2.79% ↑	0.61% ↑	4.43% ↑

Global Sovereign Debt Performance

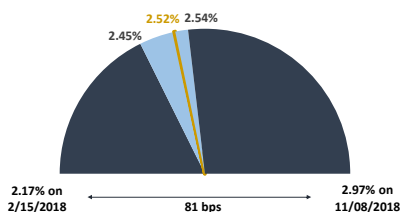
	Yield	Weekly Change (in bps)	Monthly Change (in bps)	YTD Change (in bps)
U.S. 2-Year	2.52%	5.1 ↑	5.9 ↑	2.8 ↑
U.S. 5-Year	2.49%	4.9 ↑	5.7 ↑	-1.8 ↓
U.S. 10-Year	2.66%	2.9 ↑	3.3 ↑	-2.2 ↓
German 10-Year	0.10%	1.4 ↑	-4.8 ↓	-14.1 ↓
U.K. 10-Year	1.16%	0.9 ↑	-5.9 ↓	-11.7 ↓
French 10-Year	0.54%	-0.5 ↓	-1.8 ↓	-17.4 ↓
Italian 10-Year	2.80%	-15.9 ↓	21.0 ↑	5.7 ↑
Japanese 10-Year	-0.02%	0.8 ↑	-2.6 ↓	-2.4 ↓

Commodity Performance

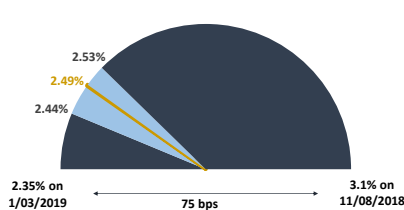
	Value	Weekly Change	Monthly Change	YTD Change
WTI Crude	\$ 55.73	5.7% ↑	3.61% ↑	22.73% ↑
U.S. Dollar	96.90	0.27% ↑	1.38% ↑	0.75% ↑
Gold Spot	1,321.25	0.51% ↑	0.00% ↑	3.03% ↑
Bloomberg Commodity Index	80.96	1.11% ↑	0.29% ↑	5.53% ↑

Treasury Notes Intraday Ranges: 52-Week Yield Range / Weekly Yield Range / Last Traded Yield

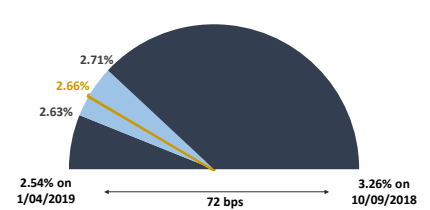
2-Year Treasury



5-Year Treasury



10-Year Treasury



Weekly Market Recap

Fed Minutes, Conference on Fed Tools Headline Quiet Week of Data



Next Week's Economic Calendar (All Times are Central Standard Time)

Date	Time	Event	Period	Survey	Actual	Prior
Tue	02/19/2019 07:50	Fed's Mester Speaks on Economic Outlook and Monetary Policy				
Tue	02/19/2019 09:00	NAHB Housing Market Index	Feb	59	--	58
Wed	02/20/2019 06:00	MBA Mortgage Applications	Feb 15	--	--	-4%
Wed	02/20/2019 13:00	FOMC Meeting Minutes	Jan 30	--	--	--
Thu	02/21/2019 06:50	Fed's Bostic Speaks on Economy and Monetary Policy				
Thu	02/21/2019 07:30	Philadelphia Fed Business Outlook	Feb	15.5	--	17.0
Thu	02/21/2019 07:30	Initial Jobless Claims	Feb 16	220k	--	239k
Thu	02/21/2019 07:30	Continuing Claims	Feb 9	--	--	1773k
Thu	02/21/2019 07:30	Durable Goods Orders	Dec P	1.8%	--	0.7%
Thu	02/21/2019 07:30	Durables Ex Transportation	Dec P	0.3%	--	-0.4%
Thu	02/21/2019 07:30	Cap Goods Orders Nondef Ex Air	Dec P	0.2%	--	-0.6%
Thu	02/21/2019 07:30	Cap Goods Ship Nondef Ex Air	Dec P	0.1%	--	-0.2%
Thu	02/21/2019 08:45	Bloomberg Consumer Comfort	Feb 17	--	--	60.0
Thu	02/21/2019 08:45	Bloomberg Economic Expectations	Feb	--	--	44.5
Thu	02/21/2019 08:45	Markit US Manufacturing PMI	Feb P	54.9	--	54.9
Thu	02/21/2019 08:45	Markit US Services PMI	Feb P	--	--	54.2
Thu	02/21/2019 08:45	Markit US Composite PMI	Feb P	--	--	54.4
Thu	02/21/2019 09:00	Leading Index	Jan	0.2%	--	-0.1%
Thu	02/21/2019 09:00	Existing Home Sales	Jan	5.00m	--	4.99m
Thu	02/21/2019 09:00	Existing Home Sales MoM	Jan	0.2%	--	-6.4%
Fri	02/22/2019 07:15	Atlanta Fed's Bostic Delivers Opening Remarks in New York				
Fri	02/22/2019 09:15	Fed's Williams, Daly Discuss Inflation at Forum in New York				
Fri	02/22/2019 11:00	Clarida Speaks in New York on Fed Tools, Communications				
Fri	02/22/2019 11:30	New York Fed's Potter Discusses Quantitative Tools				
Fri	02/22/2019 12:30	Fed's Bullard to Speak on Balance Sheet in New York				
Fri	02/22/2019 12:30	Fed's Harker Takes Part in Panel Discussion on Balance Sheet				
Fri	02/22/2019 12:30	Quarles Speaks in New York on Future of Fed Balance Sheet				
Fri	02/22/2019 16:30	New York Fed's Williams Gives Closing Remarks at Fed Event				

INTENDED FOR INSTITUTIONAL INVESTORS ONLY. The information included herein has been obtained from sources deemed reliable, but it is not in any way guaranteed, and it, together with any opinions expressed, is subject to change at any time. Any and all details offered in this publication are preliminary and are therefore subject to change at any time. This has been prepared for general information purposes only and does not consider the specific investment objectives, financial situation and particular needs of any individual or institution. This information is, by its very nature, incomplete and specifically lacks information critical to making final investment decisions. Investors should seek financial advice as to the appropriateness of investing in any securities or investment strategies mentioned or recommended. The accuracy of the financial projections is dependent on the occurrence of future events which cannot be assured; therefore, the actual results achieved during the projection period may vary from the projections. Interest rate swaps and derivatives are offered and sold via Vining Sparks Interest Rate Products, LLC. The firm may have positions, long or short, in any or all securities mentioned. Member FINRA/SIPC.