

# Weekly Market Recap

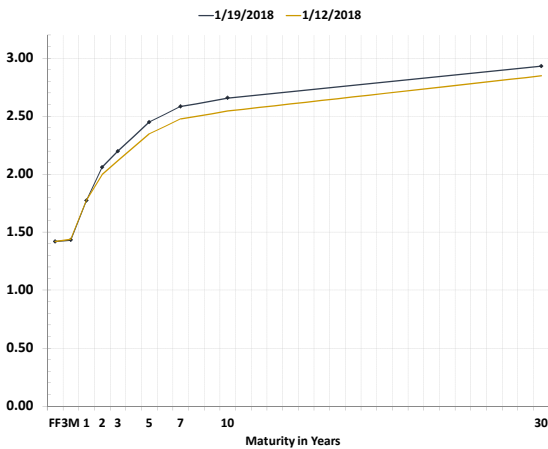
Stocks Up for a Third Week, Yields Rose to Multi-Year Highs, Dollar Fell to Multi-Year Lows



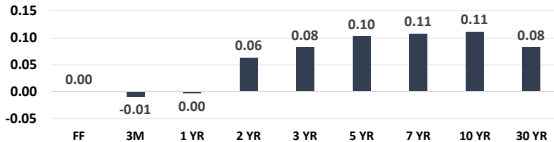
Record-High Nasdaq Close ★ Record-High S&P Close ★ Record-High Dow Close ★  
10-Year Treasury Note Yield - Week Ended January 19, 2018



Treasury Curve Week-Over-Week



Week-Over-Week Change in Treasury Yields



Global Stock Performance

	Value	Weekly Change	Monthly Change	YTD Change
Dow Jones	\$ 26,072	1.04% ↑	5.47% ↑	5.47% ↑
S&P 500	2,810	0.86% ↑	5.11% ↑	5.11% ↑
Nasdaq	7,336	1.04% ↑	6.27% ↑	6.27% ↑
Stoxx Europe 600	401	0.60% ↑	3.01% ↑	3.01% ↑
China CSI 300	4,285	1.43% ↑	6.31% ↑	6.31% ↑
Nikkei 225	23,808	0.65% ↑	4.58% ↑	4.58% ↑

Global Sovereign Debt Performance

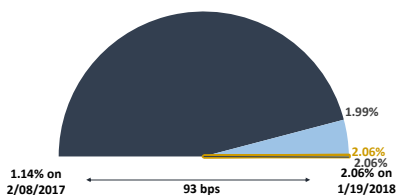
	Yield	Weekly Change (in bps)	Monthly Change (in bps)	YTD Change (in bps)
U.S. 2-Year	2.06%	6.3 ↑	17.8 ↑	17.8 ↑
U.S. 5-Year	2.45%	10.3 ↑	24.3 ↑	24.3 ↑
U.S. 10-Year	2.66%	11.1 ↑	25.2 ↑	25.2 ↑
German 10-Year	0.57%	-1.3 ↓	14.1 ↑	14.1 ↑
U.K. 10-Year	1.34%	-0.2 ↓	14.7 ↑	14.7 ↑
French 10-Year	0.84%	-1.0 ↓	5.7 ↑	5.7 ↑
Italian 10-Year	1.96%	-2.0 ↓	-5.3 ↓	-5.3 ↓
Japanese 10-Year	0.09%	0.7 ↑	3.7 ↑	3.7 ↑

Commodity Performance

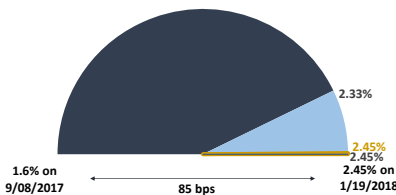
	Value	Weekly Change	Monthly Change	YTD Change
WTI Crude	\$ 63.53	-1.20% ↓	5.15% ↑	5.15% ↑
U.S. Dollar	90.65	-0.36% ↓	-1.60% ↓	-1.60% ↓
Gold Spot	1,332.03	-0.44% ↓	2.22% ↑	2.22% ↑
Bloomberg Commodity Index	88.54	-0.24% ↓	0.43% ↑	0.43% ↑

Treasury Notes Intraday Ranges: 52-Week Yield Range / Weekly Yield Range / Last Traded Yield

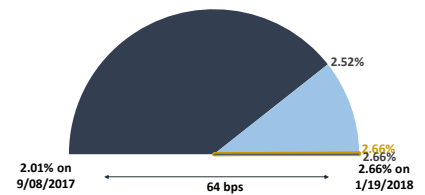
2-Year Treasury



5-Year Treasury



10-Year Treasury



# Weekly Market Recap

First Look at 4Q GDP; December Home Sales and Business Investment



## Next Week's Economic Calendar (All Times are Central Standard Time)

Date	Time	Event	Period	Survey	Actual	Prior
Mon	01/22/2018 07:30	Chicago Fed Nat Activity Index	Dec	0.25	--	0.15
Tue	01/23/2018 09:00	Richmond Fed Manufact. Index	Jan	18	--	20
Wed	01/24/2018 06:00	MBA Mortgage Applications	Jan 19	--	--	4.1%
Wed	01/24/2018 08:00	FHFA House Price Index MoM	Nov	0.4%	--	0.5%
Wed	01/24/2018 08:45	Markit US Manufacturing PMI	Jan P	55.0	--	55.1
Wed	01/24/2018 08:45	Markit US Services PMI	Jan P	54.4	--	53.7
Wed	01/24/2018 08:45	Markit US Composite PMI	Jan P	--	--	54.1
Wed	01/24/2018 09:00	Existing Home Sales	Dec	5.70m	--	5.81m
Wed	01/24/2018 09:00	Existing Home Sales MoM	Dec	-1.9%	--	5.6%
Wed	01/25/2018 07:30	Advance Goods Trade Balance	Dec	-\$68.6b	--	-\$69.7b
Wed	01/25/2018 07:30	Wholesale Inventories MoM	Dec P	0.3%	--	0.8%
Wed	01/25/2018 07:30	Retail Inventories MoM	Dec	--	--	0.1%
Thu	01/25/2018 07:30	Initial Jobless Claims	Jan 20	235k	--	220k
Thu	01/25/2018 07:30	Continuing Claims	Jan 13	1920k	--	1952k
Thu	01/25/2018 08:45	Bloomberg Consumer Comfort	Jan 21	--	--	53.8
Thu	01/25/2018 09:00	New Home Sales	Dec	675k	--	733k
Thu	01/25/2018 09:00	New Home Sales MoM	Dec	-7.9%	--	17.5%
Thu	01/25/2018 09:00	Leading Index	Dec	0.5%	--	0.4%
Thu	01/25/2018 10:00	Kansas City Fed Manf. Activity	Jan	14	--	14
Thu	01/26/2018 07:30	GDP Annualized QoQ	4Q A	3.0%	--	3.2%
Thu	01/26/2018 07:30	Personal Consumption	4Q	3.7%	--	2.2%
Fri	01/26/2018 07:30	GDP Price Index	4Q A	2.3%	--	2.1%
Fri	01/26/2018 07:30	Core PCE QoQ	4Q A	1.9%	--	1.3%
Fri	01/26/2018 07:30	Durable Goods Orders	Dec P	0.9%	--	1.3%
Fri	01/26/2018 07:30	Durables Ex Transportation	Dec P	0.6%	--	-0.1%
Fri	01/26/2018 07:30	Cap Goods Orders Nondef Ex Air	Dec P	0.5%	--	-0.2%
Fri	01/26/2018 07:30	Cap Goods Ship Nondef Ex Air	Dec P	0.4%	--	-0.1%

INTENDED FOR INSTITUTIONAL INVESTORS ONLY. The information included herein has been obtained from sources deemed reliable, but it is not in any way guaranteed, and it, together with any opinions expressed, is subject to change at any time. Any and all details offered in this publication are preliminary and are therefore subject to change at any time. This has been prepared for general information purposes only and does not consider the specific investment objectives, financial situation and particular needs of any individual or institution. This information is, by its very nature, incomplete and specifically lacks information critical to making final investment decisions. Investors should seek financial advice as to the appropriateness of investing in any securities or investment strategies mentioned or recommended. The accuracy of the financial projections is dependent on the occurrence of future events which cannot be assured; therefore, the actual results achieved during the projection period may vary from the projections. Interest rate swaps and derivatives are offered and sold via Vining Sparks Interest Rate Products, LLC. The firm may have positions, long or short, in any or all securities mentioned. Member FINRA/SIPC.