

Weekly Market Recap

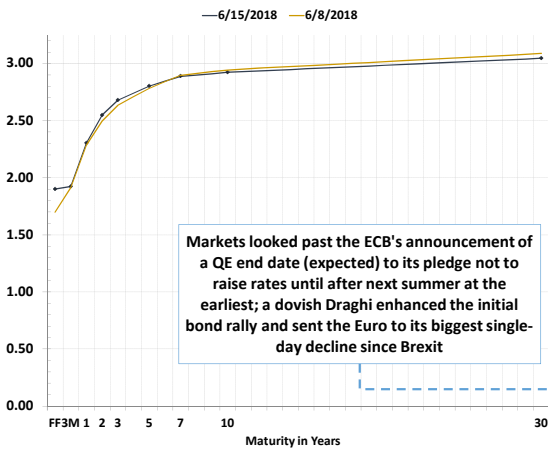
Signs of Divergent Global Growth and Monetary Policy Re-emerged in Week Full of Data



Record-High Nasdaq Close ★ Record-High S&P Close ★ Record-High Dow Close ★
10-Year Treasury Note Yield - Week Ended June 15, 2018



Treasury Curve Week-Over-Week



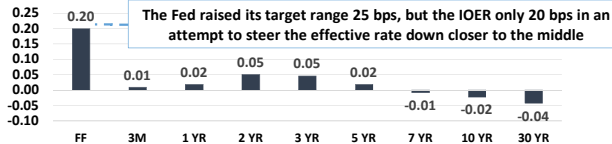
Global Stock Performance

	Value	Weekly Change	Monthly Change	YTD Change
Dow Jones	\$ 25,090	-0.89% ↓	2.76% ↑	1.50% ↑
S&P 500	2,778	-0.05% ↓	2.67% ↑	3.89% ↑
Nasdaq	7,746	1.32% ↑	4.09% ↑	12.21% ↑
Stoxx Europe 600	389	1.04% ↑	1.58% ↑	-0.01% ↓
China CSI 300	3,753	-0.69% ↓	-1.29% ↓	-6.88% ↓
Nikkei 225	22,852	0.69% ↑	2.93% ↑	0.38% ↑

Global Sovereign Debt Performance

	Yield	Weekly Change (in bps)	Monthly Change (in bps)	YTD Change (in bps)
U.S. 2-Year	2.55%	5.2 ↑	12.2 ↑	66.6 ↑
U.S. 5-Year	2.80%	1.9 ↑	10.6 ↑	59.6 ↑
U.S. 10-Year	2.92%	-2.2 ↓	6.6 ↑	51.9 ↑
German 10-Year	0.40%	-4.6 ↓	6.2 ↑	-2.4 ↓
U.K. 10-Year	1.33%	-6.0 ↓	9.8 ↑	13.8 ↑
French 10-Year	0.73%	-8.5 ↓	6.5 ↑	-5.2 ↓
Italian 10-Year	2.61%	-52.2 ↓	-18.5 ↓	59.3 ↑
Japanese 10-Year	0.04%	-0.9 ↓	-0.2 ↓	-1.0 ↓

Week-Over-Week Change in Treasury Yields

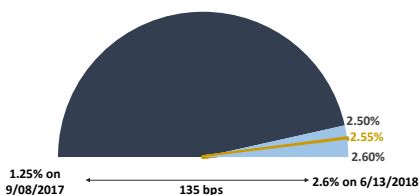


Commodity Performance

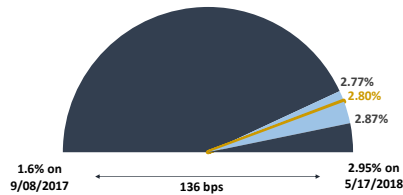
	Value	Weekly Change	Monthly Change	YTD Change
WTI Crude	\$ 64.69	-1.60% ↓	-3.51% ↓	7.07% ↑
U.S. Dollar	94.78	1.33% ↑	0.85% ↑	2.88% ↑
Gold Spot	1,280.06	-1.48% ↓	-1.42% ↓	-1.76% ↓
Bloomberg Commodity Index	87.70	-2.53% ↓	-3.32% ↓	-0.53% ↓

Treasury Notes Intraday Ranges: 52-Week Yield Range / Weekly Yield Range / Last Traded Yield

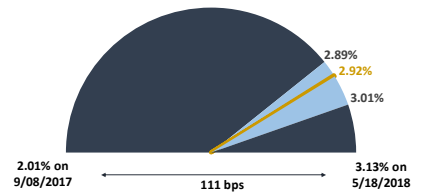
2-Year Treasury



5-Year Treasury



10-Year Treasury



Weekly Market Recap

Quieter Week: Housing Data, Central Bank Speeches Will Be in Focus



Next Week's Economic Calendar (All Times are Central Standard Time)

Date	Time	Event	Period	Survey	Actual	Prior
Mon	06/18/2018 07:45	Departing NY Fed Chief Dudley Speaks at Bank Culture Conferenc				
Mon	06/18/2018 08:00	Dudley, Duke and Gorman Speak on Culture in Finance Panel				
Mon	06/18/2018 09:00	NAHB Housing Market Index	Jun	70	--	70
Mon	06/18/2018 12:00	Fed's Bostic Speaks on Economist and Monetary Policy Outlook				
Mon	06/18/2018 14:45	Fed's Williams Speaks at NY Fed Bank Culture Conference				
Tue	06/19/2018 06:00	ECB's Lane, St. Louis Fed's Bullard speak in Sintra, Portugal				
Tue	06/19/2018 07:30	Housing Starts	May	1315k	--	1287k
Tue	06/19/2018 07:30	Housing Starts MoM	May	2.2%	--	-3.7%
Tue	06/19/2018 07:30	Building Permits	May	1350k	--	1352k
Tue	06/19/2018 07:30	Building Permits MoM	May	-1.0%	--	-1.8%
Wed	06/20/2018 06:00	MBA Mortgage Applications	Jun 15	--	--	-1.5%
Wed	06/20/2018 07:30	Current Account Balance	1Q	-\$129.0b	--	-\$128.2b
Wed	06/20/2018 08:30	Draghi, Powell, Kuroda and Lowe speak in Sintra, Portugal				
Wed	06/20/2018 09:00	Existing Home Sales	May	5.54m	--	5.46m
Wed	06/20/2018 09:00	Existing Home Sales MoM	May	1.5%	--	-2.5%
Thu	06/21/2018 07:30	Initial Jobless Claims	Jun 16	221k	--	218k
Thu	06/21/2018 07:30	Philadelphia Fed Business Outlook	Jun	28.4	--	34.4
Thu	06/21/2018 07:30	Continuing Claims	Jun 9	--	--	1697k
Thu	06/21/2018 08:00	FHFA House Price Index MoM	Apr	--	--	0.1%
Thu	06/21/2018 08:45	Bloomberg Economic Expectations	Jun	--	--	54.5
Thu	06/21/2018 08:45	Bloomberg Consumer Comfort	Jun 17	--	--	55.8
Thu	06/21/2018 09:00	Leading Index	May	0.4%	--	0.4%
Fri	06/22/2018 08:45	Markit US Manufacturing PMI	Jun P	56.2	--	56.4
Fri	06/22/2018 08:45	Markit US Services PMI	Jun P	56.8	--	56.8
Fri	06/22/2018 08:45	Markit US Composite PMI	Jun P	--	--	56.6

INTENDED FOR INSTITUTIONAL INVESTORS ONLY. The information included herein has been obtained from sources deemed reliable, but it is not in any way guaranteed, and it, together with any opinions expressed, is subject to change at any time. Any and all details offered in this publication are preliminary and are therefore subject to change at any time. This has been prepared for general information purposes only and does not consider the specific investment objectives, financial situation and particular needs of any individual or institution. This information is, by its very nature, incomplete and specifically lacks information critical to making final investment decisions. Investors should seek financial advice as to the appropriateness of investing in any securities or investment strategies mentioned or recommended. The accuracy of the financial projections is dependent on the occurrence of future events which cannot be assured; therefore, the actual results achieved during the projection period may vary from the projections. Interest rate swaps and derivatives are offered and sold via Vining Sparks Interest Rate Products, LLC. The firm may have positions, long or short, in any or all securities mentioned. Member FINRA/SIPC.