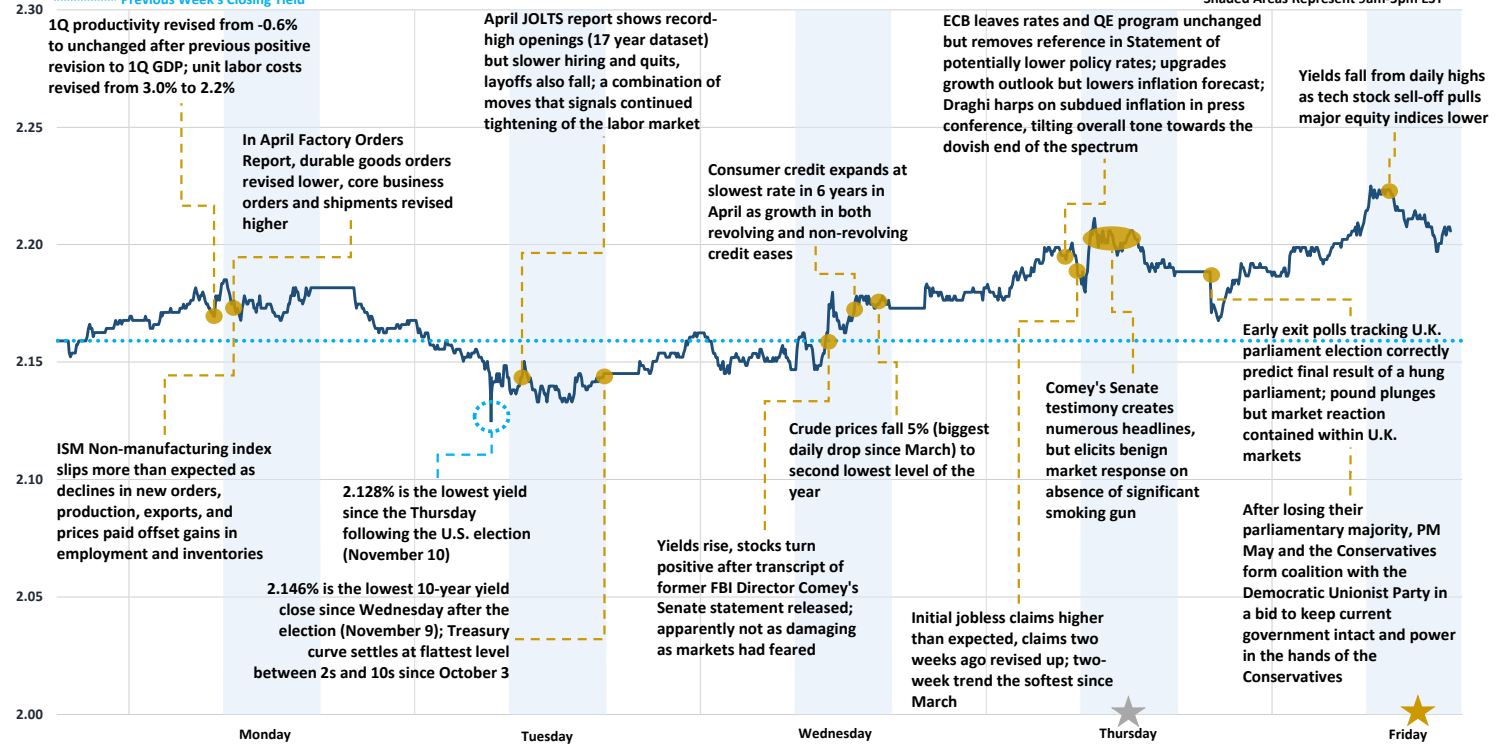


Weekly Market Recap

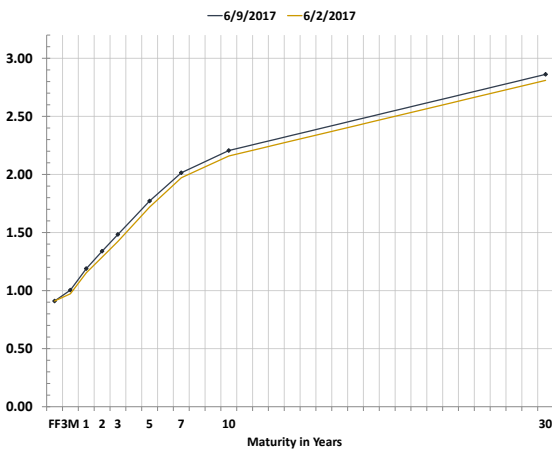
Comey Testimony Offers No Smoking Gun, ECB Stays Dovish, Hung Parliament in the U.K.



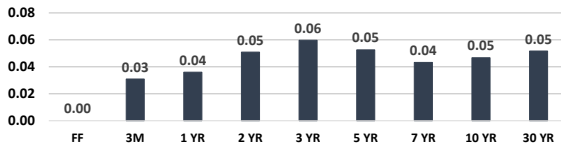
Record-High Nasdaq Close ★ Record-High S&P Close ★ Record-High Dow Close ★
10-Year Treasury Note Yield - Week Ended June 9, 2017



Treasury Curve Week-Over-Week



Week-Over-Week Change in Treasury Yields



Global Stock Performance

	Value	Weekly Change	Monthly Change	YTD Change
Dow Jones	\$ 21,272	0.31% ↑	1.25% ↑	7.64% ↑
S&P 500	2,430	-0.36% ↓	0.77% ↑	8.55% ↑
Nasdaq	6,208	-1.55% ↓	0.15% ↑	15.32% ↑
Stoxx Europe 600	390	-0.55% ↓	0.10% ↑	8.02% ↑
China CSI 300	3,576	2.57% ↑	2.38% ↑	8.04% ↑
Nikkei 225	20,013	-0.81% ↓	1.85% ↑	4.70% ↑

Global Sovereign Debt Performance

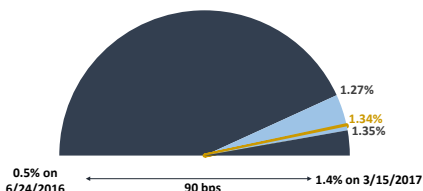
	Yield	Weekly Change (in bps)	Monthly Change (in bps)	YTD Change (in bps)
U.S. 2-Year	1.34%	5.1 ↑	5.7 ↑	15.1 ↑
U.S. 5-Year	1.77%	5.3 ↑	2.0 ↑	-15.6 ↓
U.S. 10-Year	2.21%	4.7 ↑	0.3 ↑	-23.9 ↓
German 10-Year	0.26%	-1.0 ↓	-4.0 ↓	5.6 ↑
U.K. 10-Year	1.01%	-3.3 ↓	-4.1 ↓	-23.4 ↓
French 10-Year	0.65%	-6.2 ↓	-8.7 ↓	-3.9 ↓
Italian 10-Year	2.09%	-17.4 ↓	-11.6 ↓	27.2 ↑
Japanese 10-Year	0.06%	0.1 ↑	0.7 ↑	1.0 ↑

Commodity Performance

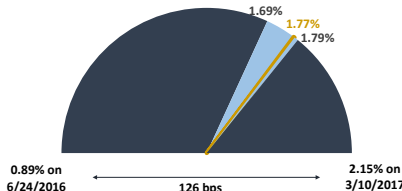
	Value	Weekly Change	Monthly Change	YTD Change
WTI Crude	\$ 45.88	-3.73% ↓	-5.05% ↓	-14.59% ↓
U.S. Dollar	97.28	0.58% ↑	0.37% ↑	-4.83% ↓
Gold Spot	1,267.03	-0.95% ↓	-0.15% ↓	9.96% ↑
Bloomberg Commodity Index	82.42	0.12% ↑	-0.49% ↓	-5.82% ↓

Treasury Notes Intraday Ranges: 52-Week Yield Range / Weekly Yield Range / Last Traded Yield

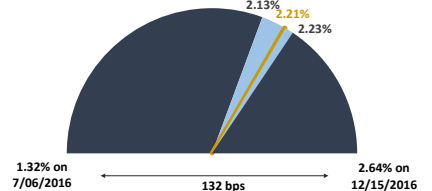
2-Year Treasury



5-Year Treasury



10-Year Treasury



Weekly Market Recap

Likely Fed Hike to Cap Busy Wednesday, Headline Packed Weekly Calendar



Next Week's Economic Calendar

Date	Time	Event	Period	Survey	Actual	Prior
Mon	06/12/2017 13:00	Monthly Budget Statement	May	-\$87.0b	--	-\$52.5b
Tue	06/13/2017 05:00	NFIB Small Business Optimism	May	105.0	--	104.5
Tue	06/13/2017 07:30	PPI Final Demand MoM	May	0.0%	--	0.5%
Tue	06/13/2017 07:30	PPI Ex Food and Energy MoM	May	0.2%	--	0.4%
Tue	06/13/2017 07:30	PPI Ex Food, Energy, Trade MoM	May	0.1%	--	0.7%
Tue	06/13/2017 07:30	PPI Final Demand YoY	May	2.3%	--	2.5%
Tue	06/13/2017 07:30	PPI Ex Food and Energy YoY	May	2.0%	--	1.9%
Tue	06/13/2017 07:30	PPI Ex Food, Energy, Trade YoY	May	--	--	2.1%
Wed	06/14/2017 06:00	MBA Mortgage Applications	Jun 09	--	--	7.1%
Wed	06/14/2017 07:30	CPI MoM	May	0.0%	--	0.2%
Wed	06/14/2017 07:30	CPI Ex Food and Energy MoM	May	0.2%	--	0.1%
Wed	06/14/2017 07:30	CPI YoY	May	2.0%	--	2.2%
Wed	06/14/2017 07:30	CPI Ex Food and Energy YoY	May	1.9%	--	1.9%
Wed	06/14/2017 07:30	CPI Core Index SA	May	251.580	--	251.172
Wed	06/14/2017 07:30	CPI Index NSA	May	244.863	--	244.524
Wed	06/14/2017 07:30	Real Avg Weekly Earnings YoY	May	--	--	0.3%
Wed	06/14/2017 07:30	Real Avg Hourly Earning YoY	May	--	--	0.4%
Wed	06/14/2017 07:30	Retail Sales Advance MoM	May	0.1%	--	0.4%
Wed	06/14/2017 07:30	Retail Sales Ex Auto MoM	May	0.2%	--	0.3%
Wed	06/14/2017 07:30	Retail Sales Ex Auto and Gas	May	0.3%	--	0.3%
Wed	06/14/2017 07:30	Retail Sales Control Group	May	0.3%	--	0.2%
Wed	06/14/2017 09:00	Business Inventories	Apr	-0.1%	--	0.2%
Wed	06/14/2017 13:00	FOMC Rate Decision (Upper Bound)	Jun 14	1.25%	--	1.00%
Wed	06/14/2017 13:00	FOMC Rate Decision (Lower Bound)	Jun 14	1.00%	--	0.75%
Thu	06/15/2017	Bank of England Rate Decision	Jun 15			
Thu	06/15/2017 07:30	Import Price Index MoM	May	0.0%	--	0.5%
Thu	06/15/2017 07:30	Empire Manufacturing	Jun	5.0	--	-1.0
Thu	06/15/2017 07:30	Import Price Index ex Petroleum MoM	May	--	--	0.4%
Thu	06/15/2017 07:30	Import Price Index YoY	May	2.8%	--	4.1%
Thu	06/15/2017 07:30	Export Price Index MoM	May	0.2%	--	0.2%
Thu	06/15/2017 07:30	Export Price Index YoY	May	--	--	3.0%
Thu	06/15/2017 07:30	Initial Jobless Claims	Jun 10	241k	--	245k
Thu	06/15/2017 07:30	Continuing Claims	Jun 3	--	--	1917k
Thu	06/15/2017 07:30	Philadelphia Fed Business Outlook	Jun	25.0	--	38.8
Thu	06/15/2017 08:15	Industrial Production MoM	May	0.2%	--	1.0%
Thu	06/15/2017 08:15	Capacity Utilization	May	76.8%	--	76.7%
Thu	06/15/2017 08:15	Manufacturing (SIC) Production	May	0.1%	--	1.0%
Thu	06/15/2017 08:45	Bloomberg Consumer Comfort	Jun 11	--	--	49.9
Thu	06/15/2017 09:00	NAHB Housing Market Index	Jun	70	--	70
Thu	06/15/2017 15:00	Total Net TIC Flows	Apr	--	--	-\$0.7b
Thu	06/15/2017 15:00	Net Long-term TIC Flows	Apr	--	--	\$59.8b
Fri	06/16/2017	Bank of Japan Rate Decision	Jun 16			
Fri	06/16/2017 07:30	Housing Starts	May	1220k	--	1172k
Fri	06/16/2017 07:30	Housing Starts MoM	May	4.1%	--	-2.6%
Fri	06/16/2017 07:30	Building Permits	May	1250k	--	1229k
Fri	06/16/2017 07:30	Building Permits MoM	May	1.8%	--	-2.5%
Fri	06/16/2017 09:00	Labor Market Conditions Index Change	May	3.0	--	3.5
Fri	06/16/2017 09:00	U. of Mich. Sentiment	Jun P	97.1	--	97.1
Fri	06/16/2017 09:00	U. of Mich. Current Conditions	Jun P	--	--	111.7
Fri	06/16/2017 09:00	U. of Mich. Expectations	Jun P	--	--	87.7
Fri	06/16/2017 09:00	U. of Mich. 1 Yr Inflation	Jun P	--	--	2.6%
Fri	06/16/2017 09:00	U. of Mich. 5-10 Yr Inflation	Jun P	--	--	2.4%
Fri	06/16/2017 11:45	Fed's Kaplan Speaks in Dallas				

INTENDED FOR INSTITUTIONAL INVESTORS ONLY. The information included herein has been obtained from sources deemed reliable, but it is not in any way guaranteed, and it, together with any opinions expressed, is subject to change at any time. Any and all details offered in this publication are preliminary and are therefore subject to change at any time. This has been prepared for general information purposes only and does not consider the specific investment objectives, financial situation and particular needs of any individual or institution. This information is, by its very nature, incomplete and specifically lacks information critical to making final investment decisions. Investors should seek financial advice as to the appropriateness of investing in any securities or investment strategies mentioned or recommended. The accuracy of the financial projections is dependent on the occurrence of future events which cannot be assured; therefore, the actual results achieved during the projection period may vary from the projections. Interest rate swaps and derivatives are offered and sold via Vining Sparks Interest Rate Products, LLC. The firm may have positions, long or short, in any or all securities mentioned. Member FINRA/SIPC.