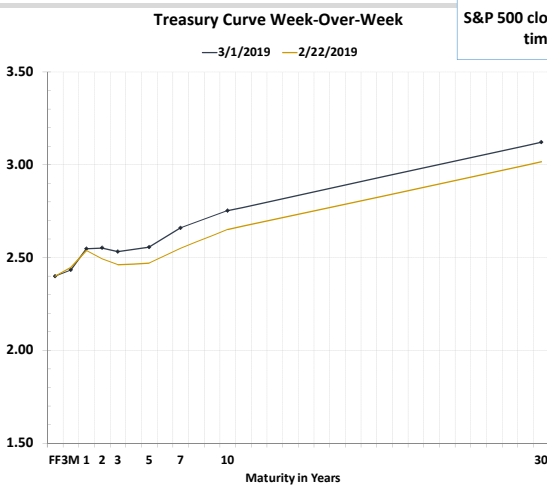
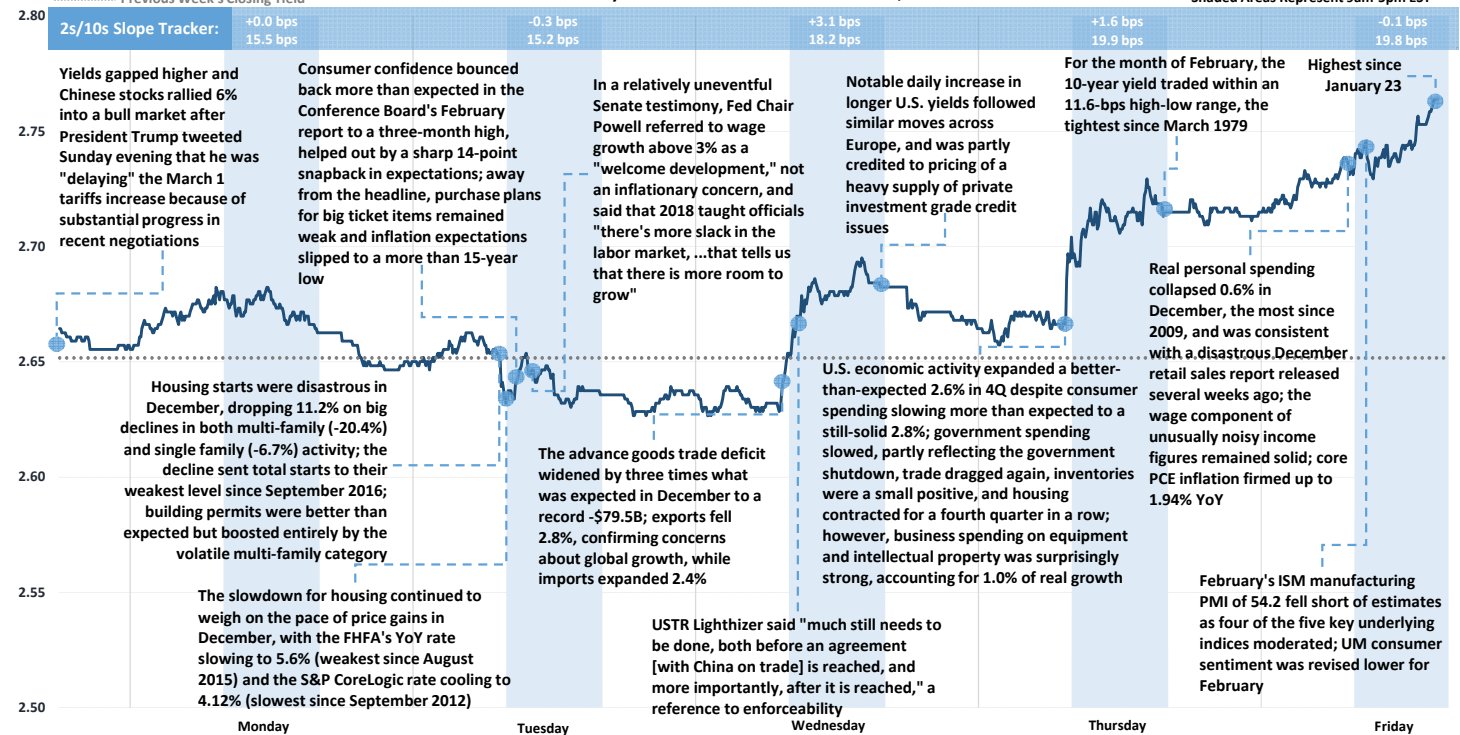


Weekly Market Recap

Yields Rose after the Tariffs Deadline was Suspended and 4Q U.S. GDP Exceeded Expectations



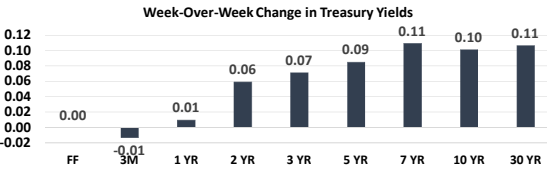
Record-High Nasdaq Close ★ Record-High S&P Close ★ Record-High Dow Close ★
 10-Year Treasury Note Yield - Week Ended March 1, 2019



S&P 500 closed above 2,800 for the first time since November 8

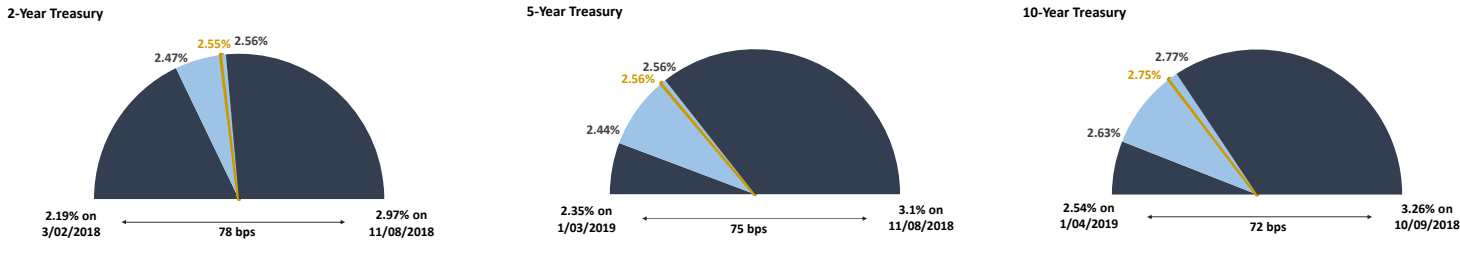
	Value	Weekly Change	Monthly Change	YTD Change
Dow Jones	\$ 26,026	-0.02% ↓	0.43% ↑	11.57% ↑
S&P 500	2,804	0.39% ↑	0.69% ↑	11.84% ↑
Nasdaq	7,595	0.90% ↑	0.83% ↑	14.47% ↑
Stoxx Europe 600	374	0.81% ↑	0.39% ↑	10.84% ↑
China CSI 300	3,750	6.52% ↑	2.19% ↑	24.55% ↑
Nikkei 225	21,603	0.83% ↑	1.02% ↑	7.93% ↑

	Yield	Weekly Change (in bps)	Monthly Change (in bps)	YTD Change (in bps)
U.S. 2-Year	2.55%	5.9 ↑	3.9 ↑	6.5 ↑
U.S. 5-Year	2.56%	8.5 ↑	4.4 ↑	4.5 ↑
U.S. 10-Year	2.75%	10.1 ↑	3.8 ↑	6.9 ↑
German 10-Year	0.18%	8.7 ↑	0.0 ↑	-5.9 ↓
U.K. 10-Year	1.30%	13.8 ↑	-0.6 ↓	1.9 ↑
French 10-Year	0.58%	6.2 ↑	0.9 ↑	-13.2 ↓
Italian 10-Year	2.73%	-11.4 ↓	-1.9 ↓	-0.9 ↓
Japanese 10-Year	-0.01%	3.0 ↑	1.5 ↑	-1.0 ↓



	Value	Weekly Change	Monthly Change	YTD Change
WTI Crude	\$ 55.75	-2.6% ↓	-2.57% ↓	22.77% ↑
U.S. Dollar	96.46	-0.05% ↓	0.31% ↑	0.30% ↑
Gold Spot	1,293.40	-2.62% ↓	-1.52% ↓	0.85% ↑
Bloomberg Commodity Index	80.97	-1.41% ↓	-0.52% ↓	5.54% ↑

Treasury Notes Intraday Ranges: 52-Week Yield Range / Weekly Yield Range / Last Traded Yield



Weekly Market Recap

Fedspeak with a Few Housing Reports and February's Nonfarm Payrolls



Next Week's Economic Calendar (All Times are Central Standard Time)

Date	Time	Event	Period	Survey	Actual	Prior
Mon	03/04/2019 09:00	Construction Spending MoM	Dec	0.2%	--	0.8%
Tue	03/05/2019 08:45	Markit US Services PMI	Feb F	56.2	--	56.2
Tue	03/05/2019 08:45	Markit US Composite PMI	Feb F	--	--	55.8
Tue	03/05/2019 09:00	ISM Non-Manufacturing Index	Feb	57.3	--	56.7
Tue	03/05/2019 09:00	New Home Sales	Dec	583k	--	657k
Tue	03/05/2019 09:00	New Home Sales MoM	Dec	-4.3%	--	16.9%
Tue	03/05/2019 10:30	Fed's Barkin Speaks at the Rural Economy				
Tue	03/05/2019 13:00	Monthly Budget Statement	Jan	\$3.0b	--	-\$13.5b
Wed	03/06/2019 06:00	MBA Mortgage Applications	Mar 1	--	--	5.3%
Wed	03/06/2019 07:15	ADP Employment Change	Feb	190k	--	213k
Wed	03/06/2019 07:30	Trade Balance	Dec	-\$56.9b	--	-\$49.3b
Wed	03/06/2019 11:00	Fed's Williams Speaks to Economic Club of New York				
Wed	03/06/2019 11:00	Fed's Mester Participates in Moderated Discussion				
Wed	03/06/2019 13:00	U.S. Federal Reserve Releases Beige Book				
Thu	03/07/2019 06:30	Challenger Job Cuts YoY	Feb	--	--	18.7%
Thu	03/07/2019 07:30	Initial Jobless Claims	Mar 2	225k	--	225k
Thu	03/07/2019 07:30	Continuing Claims	Feb 23	--	--	1805k
Thu	03/07/2019 07:30	Nonfarm Productivity	4Q F	1.7%	--	2.3%
Thu	03/07/2019 07:30	Unit Labor Costs	4Q F	1.8%	--	0.9%
Thu	03/07/2019 08:45	Bloomberg Consumer Comfort	Mar 3	--	--	61.0
Thu	03/07/2019 11:00	Household Change in Net Worth	4Q	--	--	\$2070b
Thu	03/07/2019 11:15	Fed's Brainard Speaks on Economy and Monetary Policy Outlook				
Thu	03/07/2019 14:00	Consumer Credit	Jan	\$16.750b	--	\$16.554b
Fri	03/08/2019 07:30	Housing Starts MoM	Jan	8.5%	--	-11.2%
Fri	03/08/2019 07:30	Building Permits MoM	Jan	-5.0%	--	0.3%
Fri	03/08/2019 07:30	Building Permits	Jan	1260k	--	1326k
Fri	03/08/2019 07:30	Housing Starts	Jan	1170k	--	1078k
Fri	03/08/2019 07:30	Change in Nonfarm Payrolls	Feb	188k	--	304k
Fri	03/08/2019 07:30	Two-Month Payroll Net Revision	Feb	--	--	--
Fri	03/08/2019 07:30	Change in Private Payrolls	Feb	165k	--	296k
Fri	03/08/2019 07:30	Change in Manufact. Payrolls	Feb	10k	--	13k
Fri	03/08/2019 07:30	Unemployment Rate	Feb	3.9%	--	4.0%
Fri	03/08/2019 07:30	Average Hourly Earnings MoM	Feb	0.3%	--	0.1%
Fri	03/08/2019 07:30	Average Hourly Earnings YoY	Feb	3.3%	--	3.2%
Fri	03/08/2019 07:30	Average Weekly Hours All Employees	Feb	34.5	--	34.5
Fri	03/08/2019 07:30	Labor Force Participation Rate	Feb	--	--	63.2%
Fri	03/08/2019 07:30	Underemployment Rate	Feb	--	--	8.1%
Fri	03/08/2019 21:00	Powell Discusses Monetary Policy Normalization and Review				

INTENDED FOR INSTITUTIONAL INVESTORS ONLY. The information included herein has been obtained from sources deemed reliable, but it is not in any way guaranteed, and it, together with any opinions expressed, is subject to change at any time. Any and all details offered in this publication are preliminary and are therefore subject to change at any time. This has been prepared for general information purposes only and does not consider the specific investment objectives, financial situation and particular needs of any individual or institution. This information is, by its very nature, incomplete and specifically lacks information critical to making final investment decisions. Investors should seek financial advice as to the appropriateness of investing in any securities or investment strategies mentioned or recommended. The accuracy of the financial projections is dependent on the occurrence of future events which cannot be assured; therefore, the actual results achieved during the projection period may vary from the projections. Interest rate swaps and derivatives are offered and sold via Vining Sparks Interest Rate Products, LLC. The firm may have positions, long or short, in any or all securities mentioned. Member FINRA/SIPC.