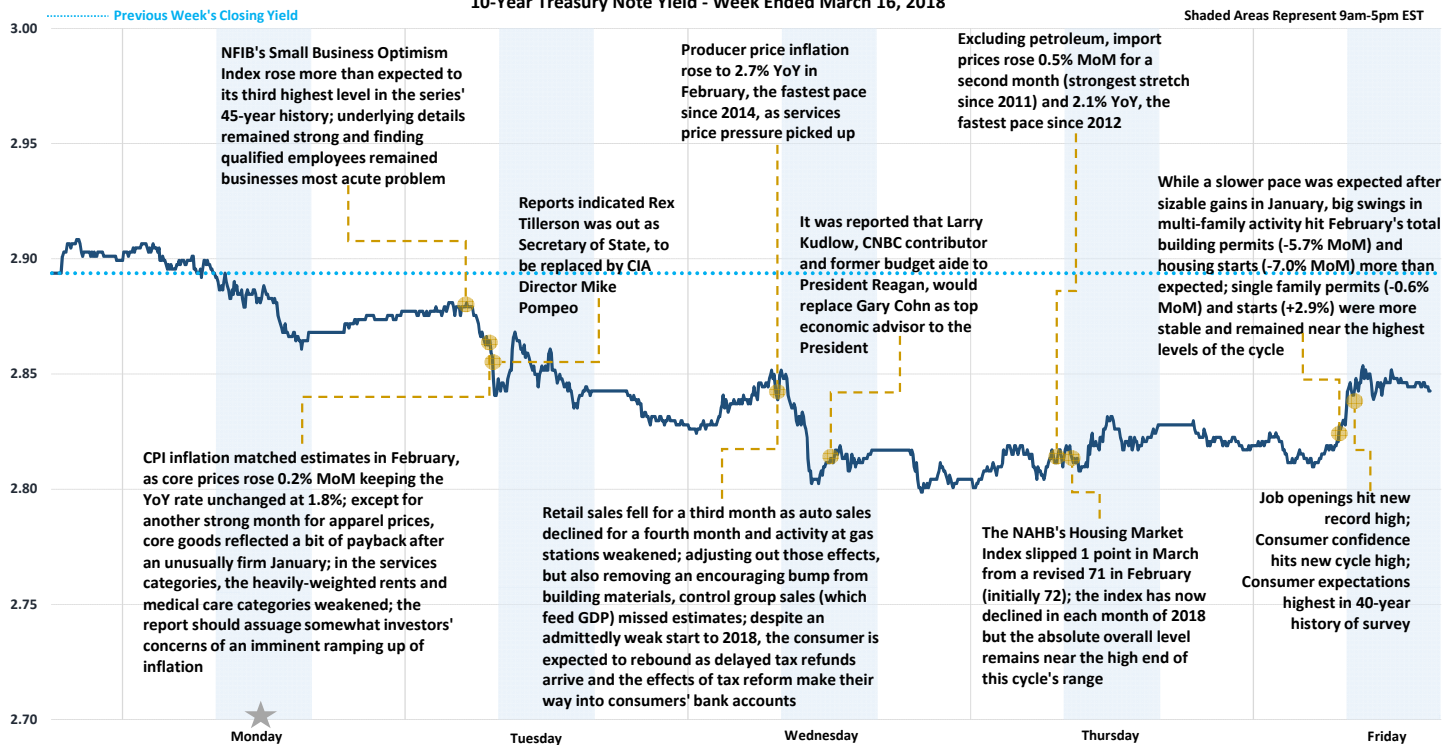


# Weekly Market Recap

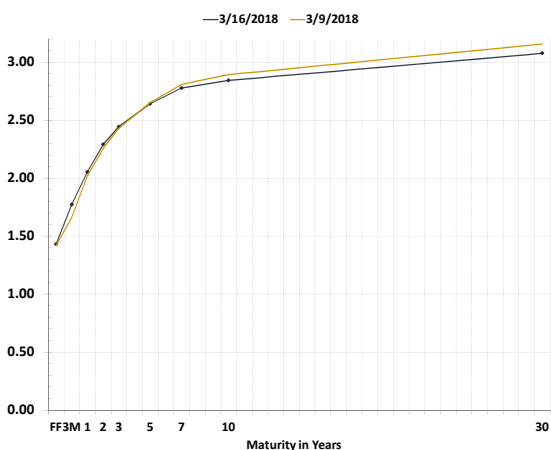
Equity Weakness, Soft Retail Sales and CPI Inflation Weigh on Longer Treasury Yields



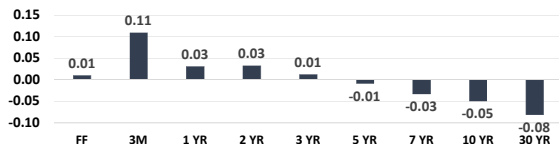
Record-High Nasdaq Close ★ Record-High S&P Close ★ Record-High Dow Close ★  
10-Year Treasury Note Yield - Week Ended March 16, 2018



Treasury Curve Week-Over-Week



Week-Over-Week Change in Treasury Yields



Global Stock Performance

	Value	Weekly Change	Monthly Change	YTD Change
Dow Jones	\$ 24,947	-1.54% ↓	-0.33% ↓	0.92% ↑
S&P 500	2,752	-1.24% ↓	1.41% ↑	2.93% ↑
Nasdaq	7,482	-1.04% ↓	2.87% ↑	8.38% ↑
Stoxx Europe 600	378	-0.14% ↓	-0.51% ↓	-2.95% ↓
China CSI 300	4,056	-1.28% ↓	0.81% ↑	0.63% ↑
Nikkei 225	21,677	0.97% ↑	-1.78% ↓	-4.78% ↓

Global Sovereign Debt Performance

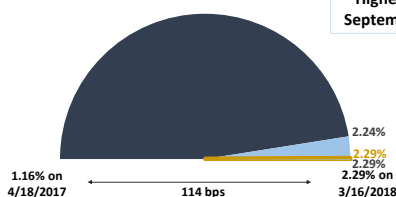
	Yield	Weekly Change (in bps)	Monthly Change (in bps)	YTD Change (in bps)
U.S. 2-Year	2.29%	3.3 ↑	4.1 ↑	40.8 ↑
U.S. 5-Year	2.64%	-0.8 ↓	0.2 ↑	43.5 ↑
U.S. 10-Year	2.84%	-4.9 ↓	-1.6 ↓	43.9 ↑
German 10-Year	0.57%	-7.7 ↓	-8.5 ↓	14.4 ↑
U.K. 10-Year	1.43%	-6.3 ↓	-7.2 ↓	23.9 ↑
French 10-Year	0.82%	-7.4 ↓	-10.1 ↓	3.2 ↑
Italian 10-Year	1.98%	-2.8 ↓	0.9 ↑	-3.3 ↓
Japanese 10-Year	0.04%	-1.5 ↓	-1.5 ↓	-1.0 ↓

Commodity Performance

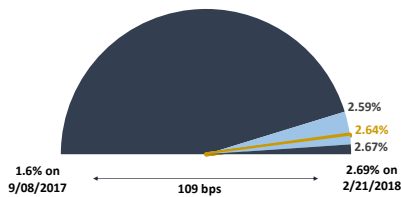
	Value	Weekly Change	Monthly Change	YTD Change
WTI Crude	\$ 62.26	0.35% ↑	1.01% ↑	3.05% ↑
U.S. Dollar	90.19	0.10% ↑	-0.47% ↓	-2.10% ↓
Gold Spot	1,314.35	-0.68% ↓	-0.31% ↓	0.87% ↑
Bloomberg Commodity Index	87.36	-0.67% ↓	-0.88% ↓	-0.91% ↓

Treasury Notes Intraday Ranges: 52-Week Yield Range / Weekly Yield Range / Last Traded Yield

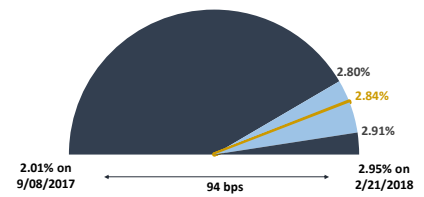
2-Year Treasury



5-Year Treasury



10-Year Treasury



# Weekly Market Recap

Fed's Expected to Hike, Leaving Focus on Any Shifts in Projections



## Next Week's Economic Calendar (All Times are Central Standard Time)

Date	Time	Event	Period	Survey	Actual	Prior
Wed	03/21/2018 06:00	MBA Mortgage Applications	Mar 16	--	--	0.9%
Wed	03/21/2018 07:30	Current Account Balance	4Q	-\$125.0b	--	-\$100.6b
Wed	03/21/2018 09:00	Existing Home Sales	Feb	5.41m	--	5.38m
Wed	03/21/2018 09:00	Existing Home Sales MoM	Feb	0.6%	--	-3.2%
Wed	03/21/2018 13:00	FOMC Rate Decision (Upper Bound)	Mar 21	1.75%	--	1.50%
Wed	03/21/2018 13:00	FOMC Rate Decision (Lower Bound)	Mar 21	1.50%	--	1.25%
Thu	03/22/2018 07:30	Initial Jobless Claims	Mar 17	228k	--	226k
Thu	03/22/2018 07:30	Continuing Claims	Mar 10	--	--	1879k
Thu	03/22/2018 08:00	FHFA House Price Index MoM	Jan	0.3%	--	0.3%
Thu	03/22/2018 08:45	Bloomberg Economic Expectations	Mar	--	--	54.5
Thu	03/22/2018 08:45	Bloomberg Consumer Comfort	Mar 18	--	--	56.2
Thu	03/22/2018 08:45	Markit US Manufacturing PMI	Mar P	55.5	--	55.3
Thu	03/22/2018 09:00	Leading Index	Feb	0.4%	--	1.0%
Thu	03/22/2018 09:45	Markit US Services PMI	Mar P	56.0	--	55.9
Thu	03/22/2018 09:45	Markit US Composite PMI	Mar P	--	--	55.8
Thu	03/22/2018 10:00	Kansas City Fed Manf. Activity	Mar	18	--	17
Fri	03/23/2018 07:30	Durable Goods Orders	Feb P	1.6%	--	-3.6%
Fri	03/23/2018 07:30	Durables Ex Transportation	Feb P	0.5%	--	-0.3%
Fri	03/23/2018 07:30	Cap Goods Orders Nondef Ex Air	Feb P	0.8%	--	-0.3%
Fri	03/23/2018 07:30	Cap Goods Ship Nondef Ex Air	Feb P	--	--	-0.1%
Fri	03/23/2018 09:00	New Home Sales	Feb	620k	--	593k
Fri	03/23/2018 09:00	New Home Sales MoM	Feb	4.6%	--	-7.8%
Fri	03/23/2018	Revisions: Industrial Production, Capacity Utilization				

INTENDED FOR INSTITUTIONAL INVESTORS ONLY. The information included herein has been obtained from sources deemed reliable, but it is not in any way guaranteed, and it, together with any opinions expressed, is subject to change at any time. Any and all details offered in this publication are preliminary and are therefore subject to change at any time. This has been prepared for general information purposes only and does not consider the specific investment objectives, financial situation and particular needs of any individual or institution. This information is, by its very nature, incomplete and specifically lacks information critical to making final investment decisions. Investors should seek financial advice as to the appropriateness of investing in any securities or investment strategies mentioned or recommended. The accuracy of the financial projections is dependent on the occurrence of future events which cannot be assured; therefore, the actual results achieved during the projection period may vary from the projections. Interest rate swaps and derivatives are offered and sold via Vining Sparks Interest Rate Products, LLC. The firm may have positions, long or short, in any or all securities mentioned. Member FINRA/SIPC.