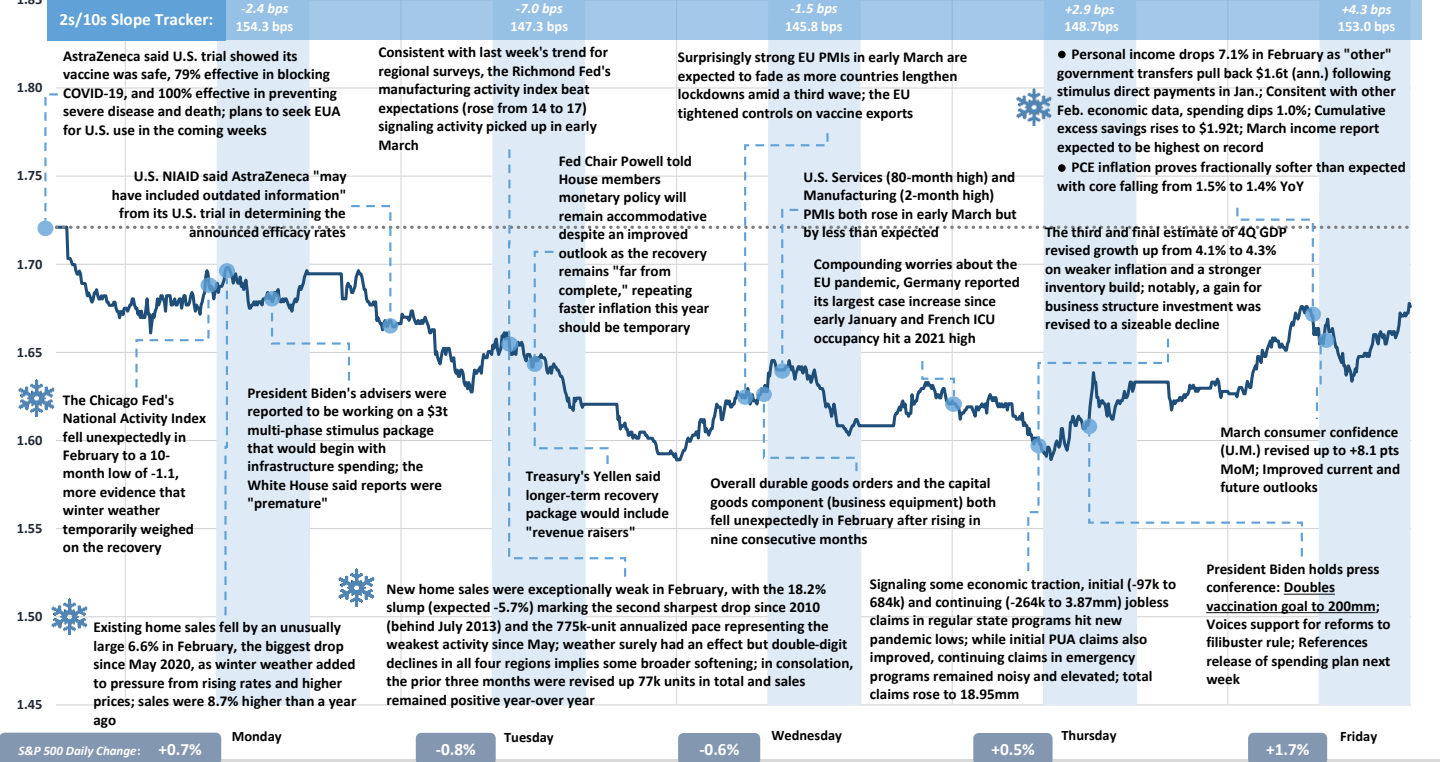


# Weekly Market Recap

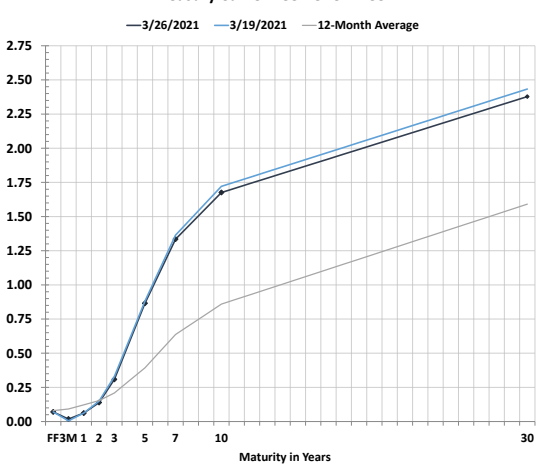
10-Year Yield Drops for First Time in Eight Weeks on Disappointing February Data



Record-High Nasdaq Close ★ Record-High S&P Close ★ Record-High Dow Close ★  
 10-Year Treasury Note Yield - Week Ended March 26, 2021

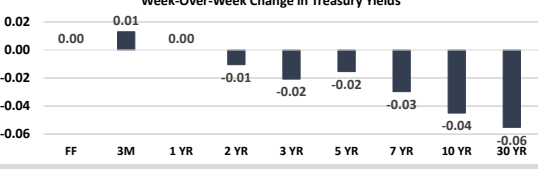


S&P 500 Daily Change: +0.7% (Monday) -0.8% (Tuesday) -0.6% (Wednesday) +0.5% (Thursday) +1.7% (Friday)



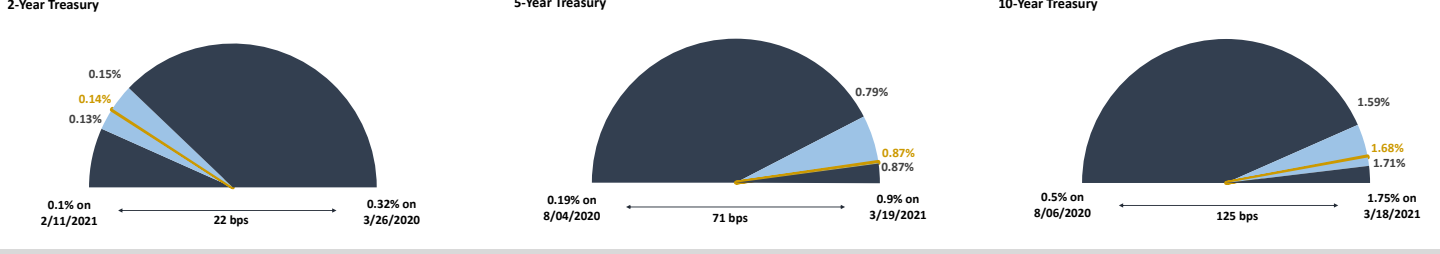
Global Stock Performance	Value	Weekly Change	Monthly Change	YTD Change
Dow Jones	\$ 33,073	1.36% ↑	6.92% ↑	8.06% ↑
S&P 500	3,975	1.57% ↑	4.29% ↑	5.82% ↑
Nasdaq	13,139	-0.58% ↓	-0.41% ↓	1.94% ↑
Stoxx Europe 600	427	0.85% ↑	5.42% ↑	6.99% ↑
China CSI 300	5,038	0.62% ↑	-0.28% ↓	-3.33% ↓
Nikkei 225	29,177	-2.07% ↓	-2.07% ↓	6.31% ↑

Global Sovereign Debt Performance	Yield	Weekly Change (in bps)	Monthly Change (in bps)	YTD Change (in bps)
U.S. 2-Year	0.14%	-1.1 ↓	2.9 ↑	1.8 ↑
U.S. 5-Year	0.87%	-1.5 ↓	44.6 ↑	50.4 ↑
U.S. 10-Year	1.68%	-4.5 ↓	61.1 ↑	76.3 ↑
German 10-Year	-0.35%	-5.2 ↓	17.2 ↑	22.3 ↑
U.K. 10-Year	0.76%	-8.1 ↓	43.0 ↑	56.0 ↑
French 10-Year	-0.10%	-5.5 ↓	17.9 ↑	23.6 ↑
Italian 10-Year	0.62%	-4.6 ↓	-2.5 ↓	7.5 ↑
Japanese 10-Year	0.08%	-3.0 ↓	2.9 ↑	6.2 ↑



Commodity Performance	Value	Weekly Change	Monthly Change	YTD Change
WTI Crude	\$ 60.78	-1.04% ↓	-1.17% ↓	25.27% ↑
U.S. Dollar	92.72	0.87% ↑	2.03% ↑	3.10% ↑
Gold Spot	1,732.52	-0.73% ↓	-0.09% ↓	-8.74% ↓
Bloomberg Commodity Index	84.13	-0.46% ↓	-1.34% ↓	7.79% ↑

Treasury Notes Intraday Ranges: 52-Week Yield Range / Weekly Yield Range / Last Traded Yield



# Weekly Market Recap

Quieter Week of Economic Data Capped by the March Nonfarm Payroll Report



## Next Week's Economic Calendar (All Times are Central Standard Time)

Date	Time	Event	Period	Survey	Actual	Prior
Mon	03/29/2021 09:30	Dallas Fed Manf. Activity	Mar	12.5	--	17.2
Mon	03/29/2021 10:00	Fed's Waller to Speak at Peterson Institute				
Tue	03/30/2021 08:00	FHFA House Price Index MoM	Jan	1.3%	--	1.1%
Tue	03/30/2021 08:00	S&P CoreLogic CS 20-City MoM SA	Jan	1.20%	--	1.25%
Tue	03/30/2021 08:00	S&P CoreLogic CS 20-City YoY NSA	Jan	--	--	10.10%
Tue	03/30/2021 08:00	S&P CoreLogic CS US HPI YoY NSA	Jan	--	--	10.37%
Tue	03/30/2021 09:00	Conf. Board Consumer Confidence	Mar	96.0	--	91.3
Tue	03/30/2021 09:00	Conf. Board Present Situation	Mar	--	--	92.0
Tue	03/30/2021 09:00	Conf. Board Expectations	Mar	--	--	90.8
Tue	03/30/2021 13:30	Fed's Williams Takes Part in Moderated Discussion				
Wed	03/31/2021 06:00	MBA Mortgage Applications	Mar 26	--	--	-2.5%
Wed	03/31/2021 07:15	ADP Employment Change	Mar	500k	--	117k
Wed	03/31/2021 08:45	MNI Chicago PMI	Mar	60.0	--	59.5
Wed	03/31/2021 09:00	Pending Home Sales MoM	Feb	-2.5%	--	-2.8%
Wed	03/31/2021 09:00	Pending Home Sales NSA YoY	Feb	--	--	8.2%
Thu	04/01/2021 06:30	Challenger Job Cuts YoY	Mar	--	--	-39.1%
Thu	04/01/2021 07:30	Initial Jobless Claims	Mar 27	--	--	684k
Thu	04/01/2021 07:30	Continuing Claims	Mar 20	--	--	3870k
Thu	04/01/2021 08:45	Langer Consumer Comfort	Mar 28	--	--	49.1
Thu	04/01/2021 08:45	Markit US Manufacturing PMI	Mar F	--	--	59.0
Thu	04/01/2021 09:00	Construction Spending MoM	Feb	-0.8%	--	1.7%
Thu	04/01/2021 09:00	ISM Manufacturing	Mar	60.0	--	60.8
Thu	04/01/2021 09:00	ISM Prices Paid	Mar	--	--	86.0
Thu	04/01/2021 09:00	ISM New Orders	Mar	--	--	64.8
Thu	04/01/2021 09:00	ISM Employment	Mar	--	--	54.4
Thu	04/01/2021 12:00	Fed's Harker Discusses Community Banks and Fintech				
Thu	04/01/2021	Wards Total Vehicle Sales	Mar	16.50m	--	15.67m
Fri	04/02/2021 07:30	Change in Nonfarm Payrolls	Mar	565k	--	379k
Fri	04/02/2021 07:30	Two-Month Payroll Net Revision	Mar	--	--	38k
Fri	04/02/2021 07:30	Change in Private Payrolls	Mar	580k	--	465k
Fri	04/02/2021 07:30	Change in Manufact. Payrolls	Mar	35k	--	21k
Fri	04/02/2021 07:30	Unemployment Rate	Mar	6.0%	--	6.2%
Fri	04/02/2021 07:30	Average Hourly Earnings MoM	Mar	0.2%	--	0.2%
Fri	04/02/2021 07:30	Average Hourly Earnings YoY	Mar	4.5%	--	5.3%
Fri	04/02/2021 07:30	Average Weekly Hours All Employees	Mar	34.7	--	34.6
Fri	04/02/2021 07:30	Labor Force Participation Rate	Mar	--	--	61.4%
Fri	04/02/2021 07:30	Underemployment Rate	Mar	--	--	11.1%

INTENDED FOR INSTITUTIONAL INVESTORS ONLY. The information included herein has been obtained from sources deemed reliable, but it is not in any way guaranteed, and it, together with any opinions expressed, is subject to change at any time. Any and all details offered in this publication are preliminary and are therefore subject to change at any time. This has been prepared for general information purposes only and does not consider the specific investment objectives, financial situation and particular needs of any individual or institution. This information is, by its very nature, incomplete and specifically lacks information critical to making final investment decisions. Investors should seek financial advice as to the appropriateness of investing in any securities or investment strategies mentioned or recommended. The accuracy of the financial projections is dependent on the occurrence of future events which cannot be assured; therefore, the actual results achieved during the projection period may vary from the projections. Interest rate swaps and derivatives are offered and sold via Vining Sparks Interest Rate Products, LLC. The firm may have positions, long or short, in any or all securities mentioned. Member FINRA/SIPC.