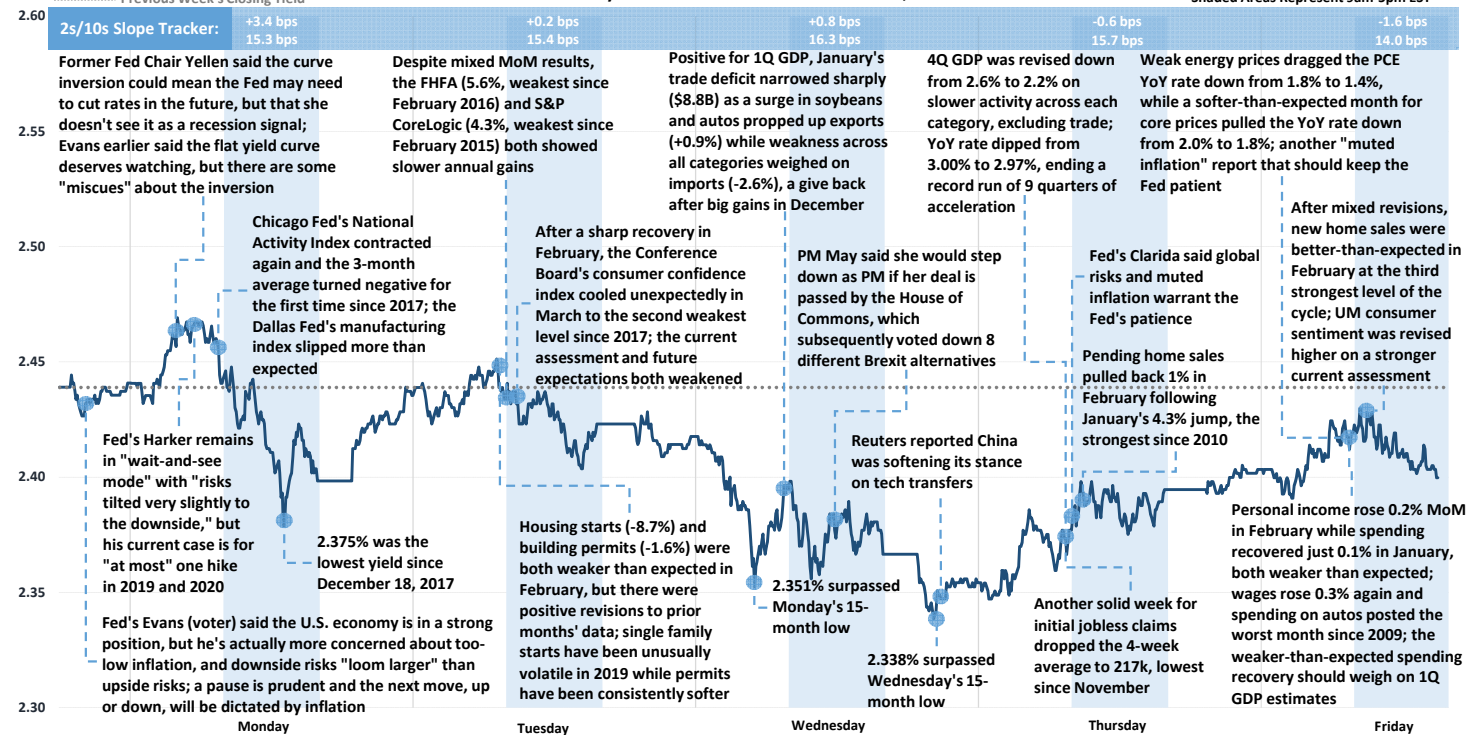


Weekly Market Recap

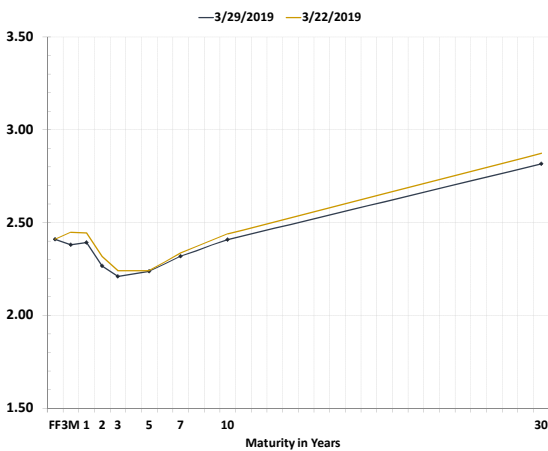
Yields Hit Lowest Level in a Year as Persistent Inversion Created Angst about the Outlook



Record-High Nasdaq Close ★ Record-High S&P Close ★ Record-High Dow Close ★
 10-Year Treasury Note Yield - Week Ended March 29, 2019

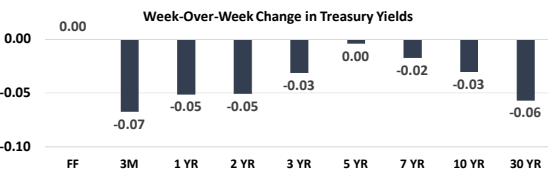


Treasury Curve Week-Over-Week



Global Stock Performance

	Value	Weekly Change	Monthly Change	YTD Change
Dow Jones	\$ 25,929	1.67% ↑	0.05% ↑	11.15% ↑
S&P 500	2,834	1.20% ↑	1.79% ↑	13.07% ↑
Nasdaq	7,729	1.13% ↑	2.61% ↑	16.49% ↑
Stoxx Europe 600	379	0.81% ↑	1.69% ↑	12.27% ↑
China CSI 300	3,872	1.01% ↑	5.53% ↑	28.62% ↑
Nikkei 225	21,206	-1.95% ↓	-0.84% ↓	5.95% ↑



Global Sovereign Debt Performance

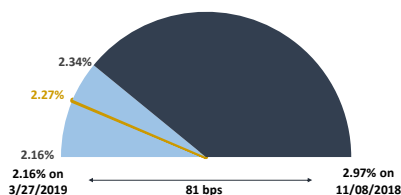
	Yield	Weekly Change (in bps)	Monthly Change (in bps)	YTD Change (in bps)
U.S. 2-Year	2.27%	-5.1 ↓	-24.8 ↓	-22.2 ↓
U.S. 5-Year	2.24%	-0.4 ↓	-27.4 ↓	-27.3 ↓
U.S. 10-Year	2.41%	-3.0 ↓	-30.6 ↓	-27.6 ↓
German 10-Year	-0.07%	-5.5 ↓	-25.3 ↓	-31.2 ↓
U.K. 10-Year	1.00%	-1.4 ↓	-30.2 ↓	-27.7 ↓
French 10-Year	0.32%	-3.6 ↓	-25.1 ↓	-39.2 ↓
Italian 10-Year	2.49%	4.0 ↑	-26.4 ↓	-25.4 ↓
Japanese 10-Year	-0.08%	-1.2 ↓	-5.9 ↓	-8.4 ↓

Commodity Performance

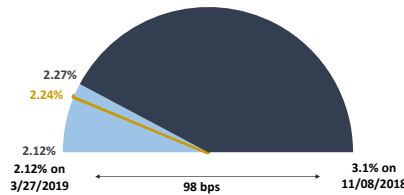
	Value	Weekly Change	Monthly Change	YTD Change
WTI Crude	\$ 60.14	1.9% ↑	5.10% ↑	32.44% ↑
U.S. Dollar	97.26	0.63% ↑	1.15% ↑	1.13% ↑
Gold Spot	1,292.39	-1.62% ↓	-1.59% ↓	0.78% ↑
Bloomberg Commodity Index	81.09	-0.81% ↓	-0.37% ↓	5.70% ↑

Treasury Notes Intraday Ranges: 52-Week Yield Range / Weekly Yield Range / Last Traded Yield

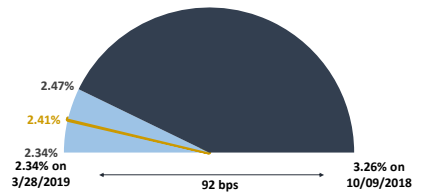
2-Year Treasury



5-Year Treasury



10-Year Treasury



Weekly Market Recap

Important Week for the Data Amid Increasingly Uncertain Outlook



Next Week's Economic Calendar (All Times are Central Standard Time)

Date	Time	Event	Period	Survey	Actual	Prior
Mon	04/01/2019 07:30	Retail Sales Advance MoM	Feb	0.3%	--	0.2%
Mon	04/01/2019 07:30	Retail Sales Ex Auto MoM	Feb	0.4%	--	0.9%
Mon	04/01/2019 07:30	Retail Sales Ex Auto and Gas	Feb	0.4%	--	1.2%
Mon	04/01/2019 07:30	Retail Sales Control Group	Feb	0.4%	--	1.1%
Mon	04/01/2019 08:45	Markit US Manufacturing PMI	Mar F	52.5	--	52.5
Mon	04/01/2019 09:00	ISM Manufacturing	Mar	54.4	--	54.2
Mon	04/01/2019 09:00	ISM Employment	Mar	--	--	52.3
Mon	04/01/2019 09:00	ISM Prices Paid	Mar	--	--	49.4
Mon	04/01/2019 09:00	ISM New Orders	Mar	--	--	55.5
Mon	04/01/2019 09:00	Construction Spending MoM	Feb	0.0%	--	1.3%
Mon	04/01/2019 09:00	Business Inventories	Jan	0.4%	--	0.6%
Tue	04/02/2019 07:30	Durable Goods Orders	Feb P	-1.2%	--	0.3%
Tue	04/02/2019 07:30	Durables Ex Transportation	Feb P	0.3%	--	-0.2%
Tue	04/02/2019 07:30	Cap Goods Orders Nondef Ex Air	Feb P	0.3%	--	0.8%
Tue	04/02/2019 07:30	Cap Goods Ship Nondef Ex Air	Feb P	--	--	0.8%
Tue	04/02/2019	Wards Total Vehicle Sales	Mar	16.65m	--	16.56m
Wed	04/03/2019 06:00	MBA Mortgage Applications	Mar 29	--	--	8.9%
Wed	04/03/2019 07:15	ADP Employment Change	Mar	180k	--	183k
Wed	04/03/2019 07:30	Fed's Bostic Speaks at American Banker Association Summit				
Wed	04/03/2019 08:45	Markit US Services PMI	Mar F	--	--	54.8
Wed	04/03/2019 08:45	Markit US Composite PMI	Mar F	--	--	54.3
Wed	04/03/2019 09:00	ISM Non-Manufacturing Index	Mar	58.0	--	59.7
Wed	04/03/2019 16:00	Fed's Kashkari Speaks in North Dakota				
Thu	04/04/2019 06:30	Challenger Job Cuts YoY	Mar	--	--	117.2%
Thu	04/04/2019 07:30	Initial Jobless Claims	Mar 30	--	--	211k
Thu	04/04/2019 07:30	Continuing Claims	Mar 23	--	--	1756k
Thu	04/04/2019 08:45	Bloomberg Consumer Comfort	Mar 31	--	--	60.0
Thu	04/04/2019 12:00	Fed's Mester Speaks at Banking Conference				
Thu	04/04/2019 12:00	Fed's Harker Speaks on the Economic Outlook				
Fri	04/05/2019 07:30	Change in Nonfarm Payrolls	Mar	175k	--	20k
Fri	04/05/2019 07:30	Two-Month Payroll Net Revision	Mar	--	--	--
Fri	04/05/2019 07:30	Change in Private Payrolls	Mar	183k	--	25k
Fri	04/05/2019 07:30	Change in Manufact. Payrolls	Mar	13k	--	4k
Fri	04/05/2019 07:30	Unemployment Rate	Mar	3.8%	--	3.8%
Fri	04/05/2019 07:30	Average Hourly Earnings MoM	Mar	0.2%	--	0.4%
Fri	04/05/2019 07:30	Average Hourly Earnings YoY	Mar	3.4%	--	3.4%
Fri	04/05/2019 07:30	Average Weekly Hours All Employees	Mar	34.5	--	34.4
Fri	04/05/2019 07:30	Labor Force Participation Rate	Mar	--	--	63.2%
Fri	04/05/2019 07:30	Underemployment Rate	Mar	--	--	7.3%
Fri	04/05/2019 14:00	Consumer Credit	Feb	\$17.500b	--	\$17.049b
Fri	04/05/2019 14:30	Fed's Bostic Discusses Disruption and Opportunity				

INTENDED FOR INSTITUTIONAL INVESTORS ONLY. The information included herein has been obtained from sources deemed reliable, but it is not in any way guaranteed, and it, together with any opinions expressed, is subject to change at any time. Any and all details offered in this publication are preliminary and are therefore subject to change at any time. This has been prepared for general information purposes only and does not consider the specific investment objectives, financial situation and particular needs of any individual or institution. This information is, by its very nature, incomplete and specifically lacks information critical to making final investment decisions. Investors should seek financial advice as to the appropriateness of investing in any securities or investment strategies mentioned or recommended. The accuracy of the financial projections is dependent on the occurrence of future events which cannot be assured; therefore, the actual results achieved during the projection period may vary from the projections. Interest rate swaps and derivatives are offered and sold via Vining Sparks Interest Rate Products, LLC. The firm may have positions, long or short, in any or all securities mentioned. Member FINRA/SIPC.