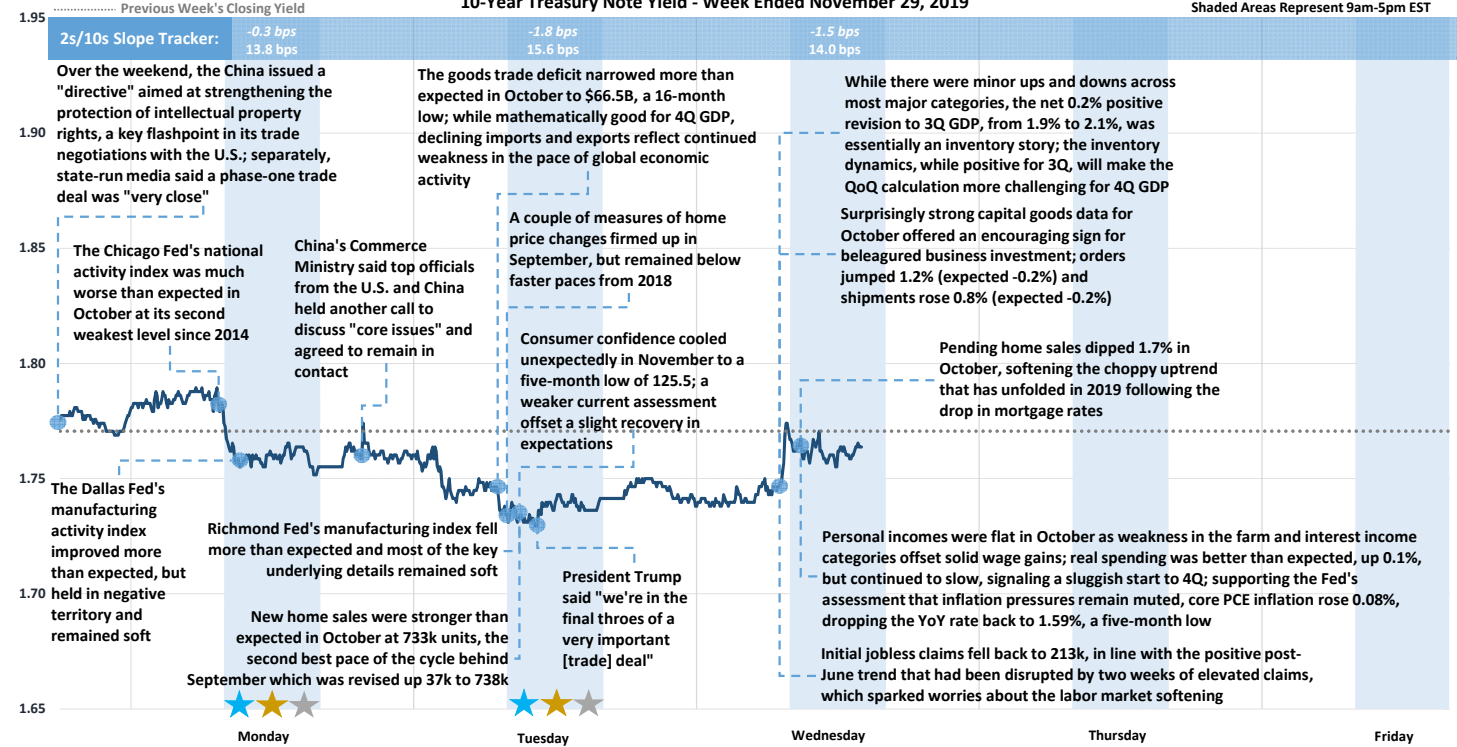


Weekly Market Recap

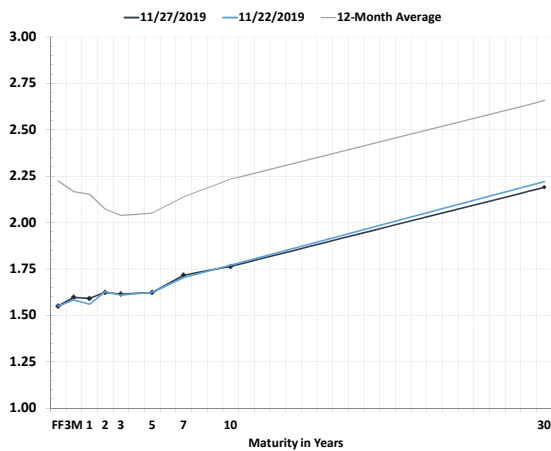
Stocks Set New Records Amid Mixed Economic Data and Some Positive Trade Developments



Record-High Nasdaq Close ★ Record-High S&P Close ★ Record-High Dow Close ★
 10-Year Treasury Note Yield - Week Ended November 29, 2019



Treasury Curve Week-Over-Week



Week-Over-Week Change in Treasury Yields



Global Stock Performance

	Value	Weekly Change	Monthly Change	YTD Change
Dow Jones	\$ 28,163	1.03% ↑	4.13% ↑	20.73% ↑
S&P 500	3,154	1.39% ↑	3.82% ↑	25.80% ↑
Nasdaq	8,697	2.08% ↑	4.89% ↑	31.08% ↑
Stoxx Europe 600	410	1.44% ↑	3.29% ↑	21.37% ↑
China CSI 300	3,876	-0.70% ↓	-0.29% ↓	28.73% ↑
Nikkei 225	23,438	-0.82% ↓	2.23% ↑	17.10% ↑

Global Sovereign Debt Performance

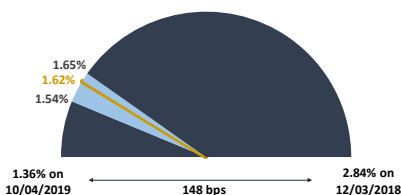
	Yield	Weekly Change (in bps)	Monthly Change (in bps)	YTD Change (in bps)
U.S. 2-Year	1.62%	-0.4 ↓	0.2 ↑	-86.4 ↓
U.S. 5-Year	1.62%	-0.1 ↓	7.9 ↑	-88.9 ↓
U.S. 10-Year	1.76%	-0.7 ↓	9.9 ↑	-92.1 ↓
German 10-Year	-0.37%	-3.8 ↓	19.9 ↑	-61.4 ↓
U.K. 10-Year	0.68%	-5.4 ↓	18.7 ↑	-60.2 ↓
French 10-Year	-0.06%	-3.8 ↓	21.6 ↑	-76.8 ↓
Italian 10-Year	1.21%	-2.6 ↓	38.5 ↑	-153.5 ↓
Japanese 10-Year	-0.11%	-4.0 ↓	10.5 ↑	-11.1 ↓

Commodity Performance

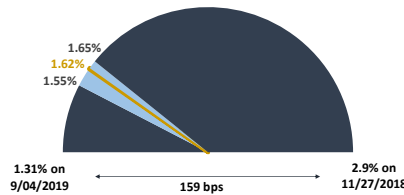
	Value	Weekly Change	Monthly Change	YTD Change
WTI Crude	\$ 58.05	0.09% ↑	7.14% ↑	27.84% ↑
U.S. Dollar	98.38	0.11% ↑	1.06% ↑	2.30% ↑
Gold Spot	1,454.99	-0.45% ↓	-3.83% ↓	13.45% ↑
Bloomberg Commodity Index	78.34	-0.49% ↓	-1.13% ↓	2.11% ↑

Treasury Notes Intraday Ranges: 52-Week Yield Range / Weekly Yield Range / Last Traded Yield

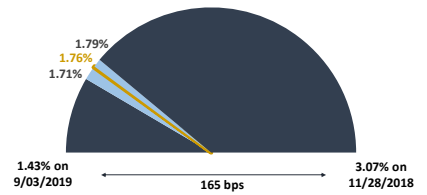
2-Year Treasury



5-Year Treasury



10-Year Treasury



Weekly Market Recap

ISM Reports and November Jobs Data Headline Post-Holiday Calendar



Next Week's Economic Calendar (All Times are Central Standard Time)

Date	Time	Event	Period	Survey	Actual	Prior
Mon	12/02/2019 08:45	Markit US Manufacturing PMI	Nov F	--	--	52.2
Mon	12/02/2019 09:00	ISM Manufacturing	Nov	49.5	--	48.3
Mon	12/02/2019 09:00	ISM Employment	Nov	--	--	47.7
Mon	12/02/2019 09:00	ISM Prices Paid	Nov	--	--	45.5
Mon	12/02/2019 09:00	ISM New Orders	Nov	--	--	49.1
Mon	12/02/2019 09:00	Construction Spending MoM	Oct	0.4%	--	0.5%
Tue	12/03/2019	Wards Total Vehicle Sales	Nov	16.85m	--	16.55m
Wed	12/04/2019 06:00	MBA Mortgage Applications	Nov 29	--	--	1.5%
Wed	12/04/2019 07:15	ADP Employment Change	Nov	155k	--	125k
Wed	12/04/2019 08:45	Markit US Services PMI	Nov F	--	--	51.6
Wed	12/04/2019 08:45	Markit US Composite PMI	Nov F	--	--	51.9
Wed	12/04/2019 09:00	ISM Non-Manufacturing Index	Nov	54.5	--	54.7
Thu	12/05/2019 06:30	Challenger Job Cuts YoY	Nov	--	--	-33.5%
Thu	12/05/2019 07:30	Initial Jobless Claims	Nov 30	--	--	213k
Thu	12/05/2019 07:30	Continuing Claims	Nov 23	--	--	1640k
Thu	12/05/2019 07:30	Trade Balance	Oct	-\$51.5b	--	-\$52.5b
Thu	12/05/2019 08:45	Bloomberg Consumer Comfort	Dec 1	--	--	60.5
Thu	12/05/2019 09:00	Factory Orders	Oct	-0.4%	--	-0.6%
Thu	12/05/2019 09:00	Factory Orders Ex Trans	Oct	--	--	-0.1%
Thu	12/05/2019 09:00	Durable Goods Orders	Oct F	--	--	0.6%
Thu	12/05/2019 09:00	Durables Ex Transportation	Oct F	--	--	0.6%
Thu	12/05/2019 09:00	Cap Goods Orders Nondef Ex Air	Oct F	--	--	1.2%
Thu	12/05/2019 09:00	Cap Goods Ship Nondef Ex Air	Oct F	--	--	0.8%
Fri	12/06/2019 07:30	Change in Nonfarm Payrolls	Nov	190k	--	128k
Fri	12/06/2019 07:30	Two-Month Payroll Net Revision	Nov	--	--	95k
Fri	12/06/2019 07:30	Change in Private Payrolls	Nov	190k	--	131k
Fri	12/06/2019 07:30	Change in Manufact. Payrolls	Nov	40k	--	-36k
Fri	12/06/2019 07:30	Unemployment Rate	Nov	3.6%	--	3.6%
Fri	12/06/2019 07:30	Average Hourly Earnings MoM	Nov	0.3%	--	0.2%
Fri	12/06/2019 07:30	Average Hourly Earnings YoY	Nov	3.1%	--	3.0%
Fri	12/06/2019 07:30	Average Weekly Hours All Employees	Nov	34.4	--	34.4
Fri	12/06/2019 07:30	Labor Force Participation Rate	Nov	--	--	63.3%
Fri	12/06/2019 07:30	Underemployment Rate	Nov	--	--	7.0%
Fri	12/06/2019 09:00	Wholesale Inventories MoM	Oct F	--	--	0.2%
Fri	12/06/2019 09:00	Wholesale Trade Sales MoM	Oct	--	--	0.0%
Fri	12/06/2019 09:00	U. of Mich. Sentiment	Dec P	96.5	--	96.8
Fri	12/06/2019 09:00	U. of Mich. Current Conditions	Dec P	--	--	111.6
Fri	12/06/2019 09:00	U. of Mich. Expectations	Dec P	--	--	87.3
Fri	12/06/2019 09:00	U. of Mich. 1 Yr Inflation	Dec P	--	--	2.5%
Fri	12/06/2019 09:00	U. of Mich. 5-10 Yr Inflation	Dec P	--	--	2.5%
Fri	12/06/2019 14:00	Consumer Credit	Oct	\$15.500b	--	\$9.513b

INTENDED FOR INSTITUTIONAL INVESTORS ONLY. The information included herein has been obtained from sources deemed reliable, but it is not in any way guaranteed, and it, together with any opinions expressed, is subject to change at any time. Any and all details offered in this publication are preliminary and are therefore subject to change at any time. This has been prepared for general information purposes only and does not consider the specific investment objectives, financial situation and particular needs of any individual or institution. This information is, by its very nature, incomplete and specifically lacks information critical to making final investment decisions. Investors should seek financial advice as to the appropriateness of investing in any securities or investment strategies mentioned or recommended. The accuracy of the financial projections is dependent on the occurrence of future events which cannot be assured; therefore, the actual results achieved during the projection period may vary from the projections. Interest rate swaps and derivatives are offered and sold via Vining Sparks Interest Rate Products, LLC. The firm may have positions, long or short, in any or all securities mentioned. Member FINRA/SIPC.