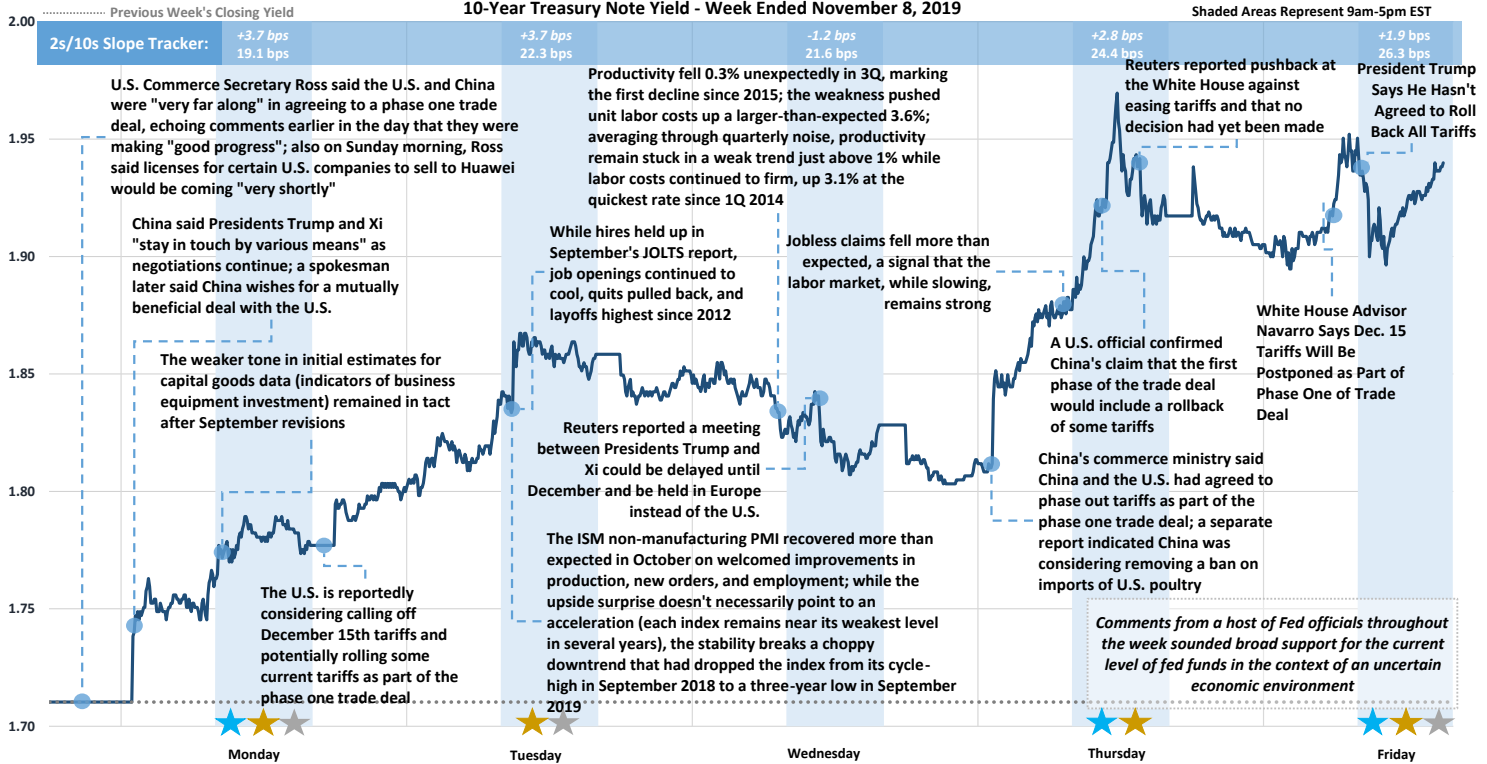


# Weekly Market Recap

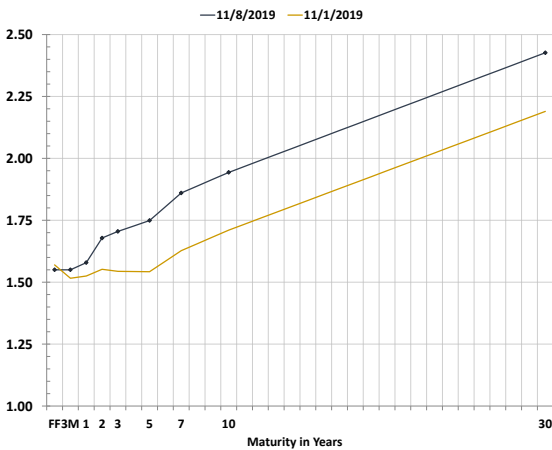
Renewed Hopes for a Trade Deal Sends Yields to Multi-Month Highs, Stocks to New Records



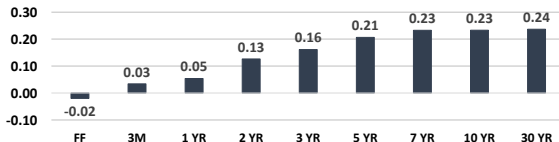
Record-High Nasdaq Close ★ Record-High S&P Close ★ Record-High Dow Close ★ 10-Year Treasury Note Yield - Week Ended November 8, 2019



Treasury Curve Week-Over-Week



Week-Over-Week Change in Treasury Yields



Global Stock Performance

	Value	Weekly Change	Monthly Change	YTD Change
Dow Jones	\$ 27,681	1.22% ↑	2.35% ↑	18.66% ↑
S&P 500	3,093	0.85% ↑	1.83% ↑	23.39% ↑
Nasdaq	8,475	2.10% ↑	2.21% ↑	27.73% ↑
Stoxx Europe 600	405	1.50% ↑	2.19% ↑	20.07% ↑
China CSI 300	3,973	0.52% ↑	2.22% ↑	31.97% ↑
Nikkei 225	23,392	2.37% ↑	2.03% ↑	16.87% ↑

Global Sovereign Debt Performance

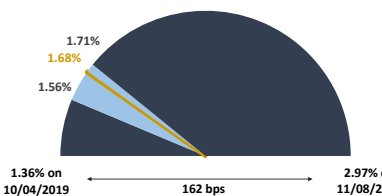
	Yield	Weekly Change (in bps)	Monthly Change (in bps)	YTD Change (in bps)
U.S. 2-Year	1.68%	12.6 ↑	5.7 ↑	-81.0 ↓
U.S. 5-Year	1.75%	20.7 ↑	20.5 ↑	-76.2 ↓
U.S. 10-Year	1.94%	23.3 ↑	27.9 ↑	-74.1 ↓
German 10-Year	-0.26%	11.9 ↑	30.8 ↑	-50.5 ↓
U.K. 10-Year	0.79%	12.6 ↑	30.1 ↑	-48.8 ↓
French 10-Year	0.02%	9.2 ↑	29.7 ↑	-68.7 ↓
Italian 10-Year	1.19%	20.0 ↑	37.1 ↑	-154.9 ↓
Japanese 10-Year	-0.05%	12.6 ↑	16.3 ↑	-5.3 ↓

Commodity Performance

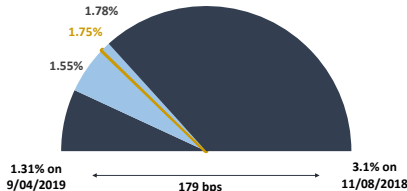
	Value	Weekly Change	Monthly Change	YTD Change
WTI Crude	\$ 57.42	2.17% ↑	5.98% ↑	26.45% ↑
U.S. Dollar	98.38	1.17% ↑	1.05% ↑	2.29% ↑
Gold Spot	1,458.28	-3.71% ↓	-3.61% ↓	13.71% ↑
Bloomberg Commodity Index	79.91	-0.44% ↓	0.84% ↑	4.16% ↑

Treasury Notes Intraday Ranges: 52-Week Yield Range / Weekly Yield Range / Last Traded Yield

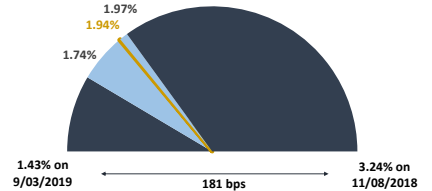
2-Year Treasury



5-Year Treasury



10-Year Treasury



# Weekly Market Recap

Business Confidence, Inflation, Retail Sales, and a Deluge of FedSpeak



## Next Week's Economic Calendar (All Times are Central Standard Time)

Date	Time	Event	Period	Survey	Actual	Prior
Mon	11/11/2019 07:15	Fed's Rosengren Speaks in Oslo				
Tue	11/12/2019 05:00	NFIB Small Business Optimism	Oct	102.0	--	101.8
Tue	11/12/2019 11:55	Fed's Harker Speaks in New York				
Tue	11/12/2019 17:00	Fed's Kashkari Speaks in Madison, Wisconsin				
Wed	11/13/2019 06:00	MBA Mortgage Applications	Nov 8	--	--	-0.1%
Wed	11/13/2019 07:30	Real Avg Weekly Earnings YoY	Oct	--	--	0.9%
Wed	11/13/2019 07:30	Real Avg Hourly Earning YoY	Oct	--	--	1.2%
Wed	11/13/2019 07:30	CPI MoM	Oct	0.3%	--	0.0%
Wed	11/13/2019 07:30	CPI Ex Food and Energy MoM	Oct	0.2%	--	0.1%
Wed	11/13/2019 07:30	CPI YoY	Oct	1.7%	--	1.7%
Wed	11/13/2019 07:30	CPI Ex Food and Energy YoY	Oct	2.4%	--	2.4%
Wed	11/13/2019 07:30	CPI Core Index SA	Oct	--	--	264.595
Wed	11/13/2019 07:30	CPI Index NSA	Oct	257.280	--	256.759
Wed	11/13/2019 10:00	Powell Addresses Joint Economic Committee Of Congress				
Wed	11/13/2019 12:30	Fed's Kashkari Speaks in La Crosse, Wisconsin				
Wed	11/13/2019 13:00	Monthly Budget Statement	Oct	--	--	\$82.8b
	11/13/2019 11:15	Mortgage Delinquencies	3Q	--	--	4.53%
	11/13/2019 11:15	MBA Mortgage Foreclosures	3Q	--	--	0.90%
Thu	11/14/2019 07:30	PPI Final Demand MoM	Oct	0.2%	--	-0.3%
Thu	11/14/2019 07:30	PPI Ex Food and Energy MoM	Oct	0.2%	--	-0.3%
Thu	11/14/2019 07:30	PPI Ex Food, Energy, Trade MoM	Oct	0.2%	--	0.0%
Thu	11/14/2019 07:30	PPI Final Demand YoY	Oct	0.9%	--	1.4%
Thu	11/14/2019 07:30	PPI Ex Food and Energy YoY	Oct	1.5%	--	2.0%
Thu	11/14/2019 07:30	PPI Ex Food, Energy, Trade YoY	Oct	--	--	1.7%
Thu	11/14/2019 07:30	Initial Jobless Claims	Nov 9	--	--	211k
Thu	11/14/2019 07:30	Continuing Claims	Nov 2	--	--	1689k
Thu	11/14/2019 08:00	Clarida Speaks at Cato Institute in Washington				
Thu	11/14/2019 08:10	Fed's Evans Speaks at Fintech Event in Philadelphia				
Thu	11/14/2019 08:45	Bloomberg Consumer Comfort	Nov 10	--	--	59.1
Thu	11/14/2019 09:00	Powell Appears Before House Budget Committee				
Thu	11/14/2019 10:45	Fed's Daly Makes Opening Remarks at Economic Policy Conference				
Thu	11/14/2019 11:00	Fed's Williams Speaks at Economic Policy Conference				
Thu	11/14/2019 11:20	Fed's Bullard Speaks in Louisville				
Fri	11/15/2019 07:30	Empire Manufacturing	Nov	6.0	--	4.0
Fri	11/15/2019 07:30	Import Price Index MoM	Oct	-0.2%	--	0.2%
Fri	11/15/2019 07:30	Import Price Index ex Petroleum MoM	Oct	0.0%	--	-0.1%
Fri	11/15/2019 07:30	Import Price Index YoY	Oct	--	--	-1.6%
Fri	11/15/2019 07:30	Export Price Index MoM	Oct	--	--	-0.2%
Fri	11/15/2019 07:30	Export Price Index YoY	Oct	--	--	-1.6%
Fri	11/15/2019 07:30	Retail Sales Advance MoM	Oct	0.1%	--	-0.3%
Fri	11/15/2019 07:30	Retail Sales Ex Auto MoM	Oct	0.4%	--	-0.1%
Fri	11/15/2019 07:30	Retail Sales Ex Auto and Gas	Oct	--	--	0.0%
Fri	11/15/2019 07:30	Retail Sales Control Group	Oct	0.3%	--	0.0%
Fri	11/15/2019 08:15	Industrial Production MoM	Oct	-0.3%	--	-0.4%
Fri	11/15/2019 08:15	Manufacturing (SIC) Production	Oct	--	--	-0.5%
Fri	11/15/2019 08:15	Capacity Utilization	Oct	77.1%	--	77.5%
Fri	11/15/2019 09:00	Business Inventories	Sep	0.1%	--	0.0%

INTENDED FOR INSTITUTIONAL INVESTORS ONLY. The information included herein has been obtained from sources deemed reliable, but it is not in any way guaranteed, and it, together with any opinions expressed, is subject to change at any time. Any and all details offered in this publication are preliminary and are therefore subject to change at any time. This has been prepared for general information purposes only and does not consider the specific investment objectives, financial situation and particular needs of any individual or institution. This information is, by its very nature, incomplete and specifically lacks information critical to making final investment decisions. Investors should seek financial advice as to the appropriateness of investing in any securities or investment strategies mentioned or recommended. The accuracy of the financial projections is dependent on the occurrence of future events which cannot be assured; therefore, the actual results achieved during the projection period may vary from the projections. Interest rate swaps and derivatives are offered and sold via Vining Sparks Interest Rate Products, LLC. The firm may have positions, long or short, in any or all securities mentioned. Member FINRA/SIPC.