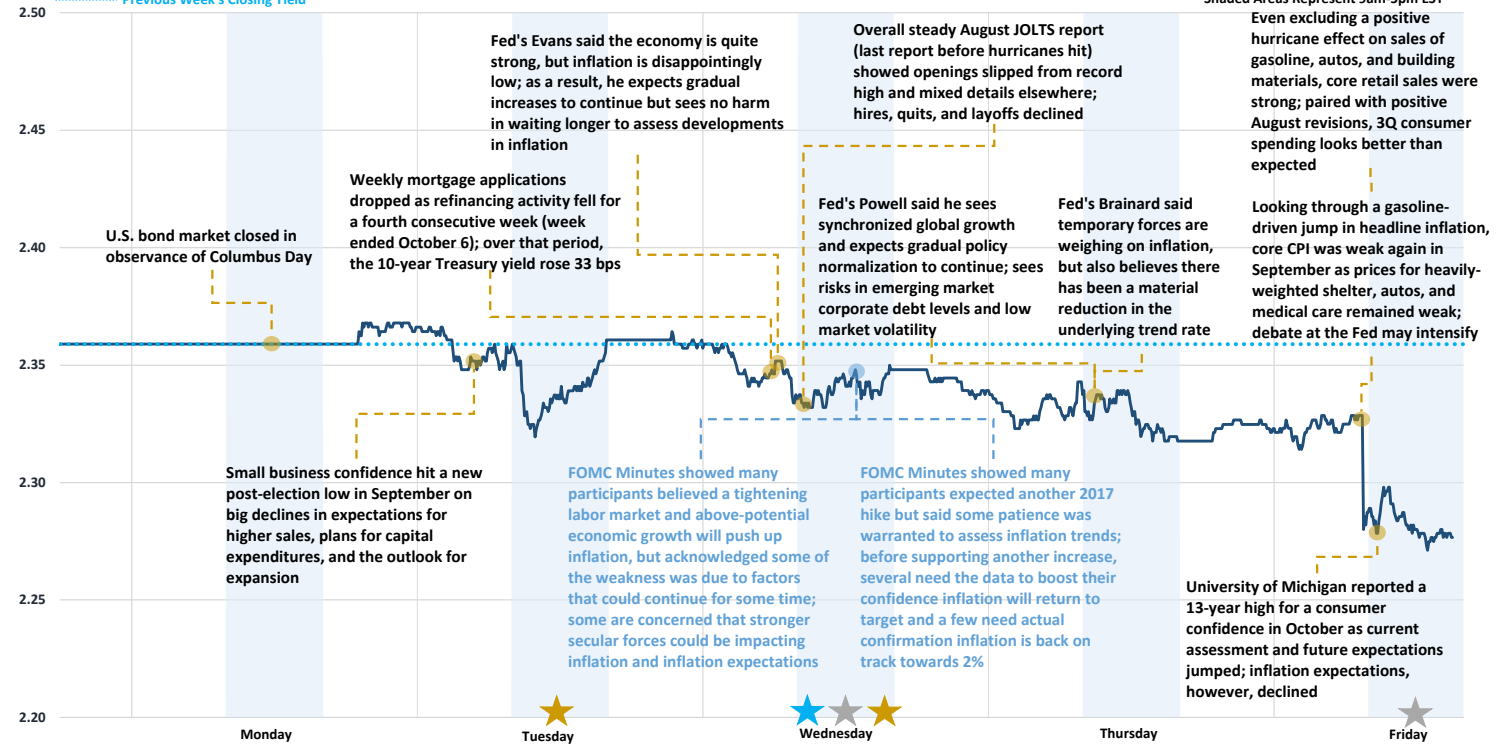


Weekly Market Recap

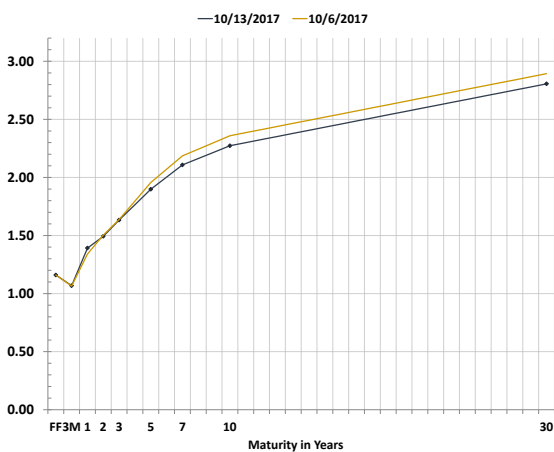
Core Inflation Weak Again in September, Likely Increasing Uncertainty Evident in Minutes



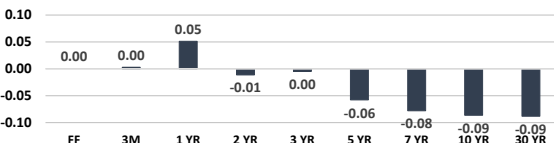
Record-High Nasdaq Close ★ Record-High S&P Close ★ Record-High Dow Close ★
 10-Year Treasury Note Yield - Week Ended October 13, 2017



Treasury Curve Week-Over-Week



Week-Over-Week Change in Treasury Yields



Global Stock Performance

	Value	Weekly Change	Monthly Change	YTD Change
Dow Jones	\$ 22,872	0.43% ↑	2.08% ↑	15.73% ↑
S&P 500	2,553	0.15% ↑	1.34% ↑	14.04% ↑
Nasdaq	6,606	0.24% ↑	1.69% ↑	22.71% ↑
Stoxx Europe 600	391	0.50% ↑	0.84% ↑	8.30% ↑
China CSI 300	3,921	2.20% ↑	2.20% ↑	18.46% ↑
Nikkei 225	21,155	2.24% ↑	3.92% ↑	10.68% ↑

Global Sovereign Debt Performance

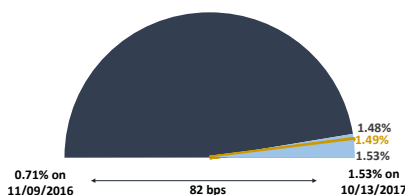
	Yield	Weekly Change (in bps)	Monthly Change (in bps)	YTD Change (in bps)
U.S. 2-Year	1.49%	-1.1 ↓	1.0 ↑	30.5 ↑
U.S. 5-Year	1.90%	-5.8 ↓	-3.8 ↓	-2.9 ↓
U.S. 10-Year	2.27%	-8.6 ↓	-6.1 ↓	-17.1 ↓
German 10-Year	0.40%	-5.6 ↓	-6.1 ↓	19.5 ↑
U.K. 10-Year	1.37%	0.4 ↑	0.2 ↑	12.8 ↑
French 10-Year	0.82%	8.2 ↑	7.4 ↑	13.1 ↑
Italian 10-Year	2.08%	-6.3 ↓	-2.7 ↓	26.9 ↑
Japanese 10-Year	0.06%	0.8 ↑	-0.4 ↓	1.8 ↑

Commodity Performance

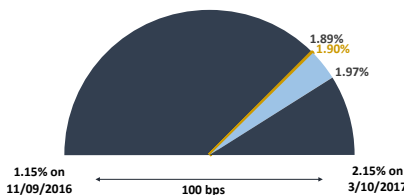
	Value	Weekly Change	Monthly Change	YTD Change
WTI Crude	\$ 51.37	4.22% ↑	-0.58% ↓	-4.37% ↓
U.S. Dollar	93.06	-0.79% ↓	-0.02% ↓	-8.96% ↓
Gold Spot	1,303.46	2.10% ↑	1.82% ↑	13.12% ↑
Bloomberg Commodity Index	85.89	2.35% ↑	1.70% ↑	-1.85% ↓

Treasury Notes Intraday Ranges: 52-Week Yield Range / Weekly Yield Range / Last Traded Yield

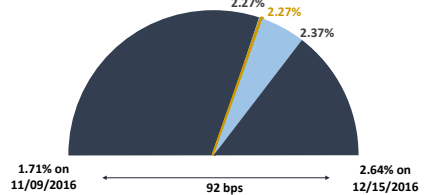
2-Year Treasury



5-Year Treasury



10-Year Treasury



Weekly Market Recap

Fedspeak and Housing Will Headline a Slower Week of Data



Next Week's Economic Calendar

Date	Time	Event	Period	Survey	Actual	Prior
Mon	10/13/2017 10:20	Monthly Budget Statement	Sep	\$6.0b	--	\$33.4b
Mon	10/16/2017 07:30	Empire Manufacturing	Oct	20.0	--	24.4
Mon	10/16/2017 11:00	U.K. Chancellor of the Exchequer Hammond Speaks in New York				
Tue	10/17/2017 07:30	Import Price Index MoM	Sep	0.6%	--	0.6%
Tue	10/17/2017 07:30	Import Price Index ex Petroleum MoM	Sep	0.1%	--	0.3%
Tue	10/17/2017 07:30	Import Price Index YoY	Sep	2.6%	--	2.1%
Tue	10/17/2017 07:30	Export Price Index MoM	Sep	0.4%	--	0.6%
Tue	10/17/2017 07:30	Export Price Index YoY	Sep	--	--	2.3%
Tue	10/17/2017 08:15	Industrial Production MoM	Sep	0.3%	--	-0.9%
Tue	10/17/2017 08:15	Capacity Utilization	Sep	76.2%	--	76.1%
Tue	10/17/2017 08:15	Manufacturing (SIC) Production	Sep	0.0%	--	-0.3%
Tue	10/17/2017 09:00	NAHB Housing Market Index	Oct	64	--	64
Tue	10/17/2017 12:00	Fed's Harker Speaks on Equitable Transit				
Tue	10/17/2017 15:00	Total Net TIC Flows	Aug	--	--	-\$7.3b
Tue	10/17/2017 15:00	Net Long-term TIC Flows	Aug	--	--	\$1.3b
Tue	10/17/2017	Prime Minister Tsipras Meets With President Trump				
Wed	10/18/2017 06:00	MBA Mortgage Applications	Oct 13	--	--	-2.1%
Wed	10/18/2017 07:00	Fed's Dudley and Kaplan Discuss Economic Development				
Wed	10/18/2017 07:30	Housing Starts	Sep	1180k	--	1180k
Wed	10/18/2017 07:30	Housing Starts MoM	Sep	0.0%	--	-0.8%
Wed	10/18/2017 07:30	Building Permits	Sep	1235k	--	1300k
Wed	10/18/2017 07:30	Building Permits MoM	Sep	-2.9%	--	5.7%
Wed	10/18/2017 13:00	U.S. Federal Reserve Releases Beige Book				
Thu	10/19/2017 07:30	Initial Jobless Claims	Oct 14	240k	--	243k
Thu	10/19/2017 07:30	Philadelphia Fed Business Outlook	Oct	21.8	--	23.8
Thu	10/19/2017 07:30	Continuing Claims	Oct 7	--	--	1889k
Thu	10/19/2017 08:45	Bloomberg Consumer Comfort	Oct 15	--	--	49.5
Thu	10/19/2017 08:45	Bloomberg Economic Expectations	Oct	--	--	51.5
Thu	10/19/2017 09:00	Leading Index	Sep	0.1%	--	0.4%
Fri	10/20/2017 09:00	Existing Home Sales	Sep	5.30m	--	5.35m
Fri	10/20/2017 09:00	Existing Home Sales MoM	Sep	-0.9%	--	-1.7%
Fri	10/20/2017 13:00	Fed's Mester Speaks on Global Regulatory Structure				
Fri	10/20/2017 18:30	Yellen Speaks on Monetary Policy the Since Financial Crisis				

INTENDED FOR INSTITUTIONAL INVESTORS ONLY. The information included herein has been obtained from sources deemed reliable, but it is not in any way guaranteed, and it, together with any opinions expressed, is subject to change at any time. Any and all details offered in this publication are preliminary and are therefore subject to change at any time. This has been prepared for general information purposes only and does not consider the specific investment objectives, financial situation and particular needs of any individual or institution. This information is, by its very nature, incomplete and specifically lacks information critical to making final investment decisions. Investors should seek financial advice as to the appropriateness of investing in any securities or investment strategies mentioned or recommended. The accuracy of the financial projections is dependent on the occurrence of future events which cannot be assured; therefore, the actual results achieved during the projection period may vary from the projections. Interest rate swaps and derivatives are offered and sold via Vining Sparks Interest Rate Products, LLC. The firm may have positions, long or short, in any or all securities mentioned. Member FINRA/SIPC.