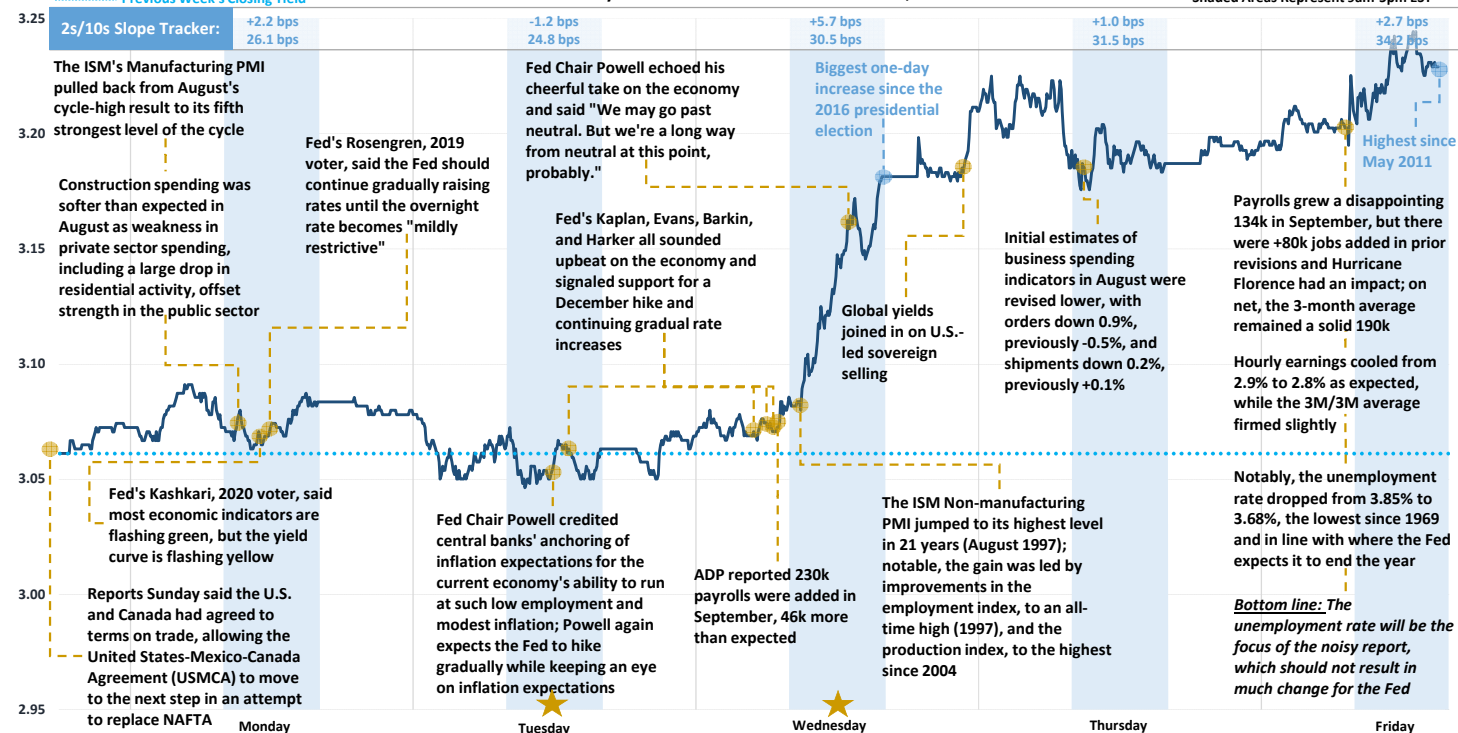


Weekly Market Recap

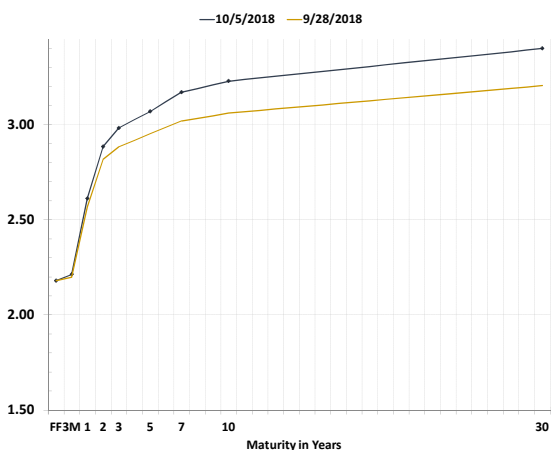
Mid-Week Yield Jump on Solid Data, Strong FedSpeak Overshadowed Friday's Payroll Report



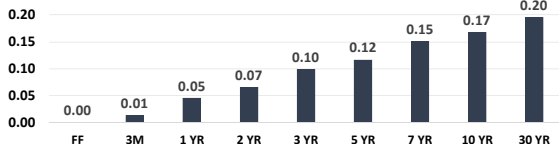
Record-High Nasdaq Close ★ Record-High S&P Close ★ Record-High Dow Close ★
 10-Year Treasury Note Yield - Week Ended October 5, 2018



Treasury Curve Week-Over-Week



Week-Over-Week Change in Treasury Yields



Global Stock Performance

	Value	Weekly Change	Monthly Change	YTD Change
Dow Jones	\$ 26,447	-0.04% ↓	-0.04% ↓	6.99% ↑
S&P 500	2,888	-0.89% ↓	-0.89% ↓	8.03% ↑
Nasdaq	7,788	-3.21% ↓	-3.21% ↓	12.82% ↑
Stoxx Europe 600	376	-1.77% ↓	-1.77% ↓	-3.28% ↓
China CSI 300	3,439	3.89% ↑	3.13% ↑	-14.69% ↓
Nikkei 225	23,784	-1.39% ↓	-1.39% ↓	4.48% ↑

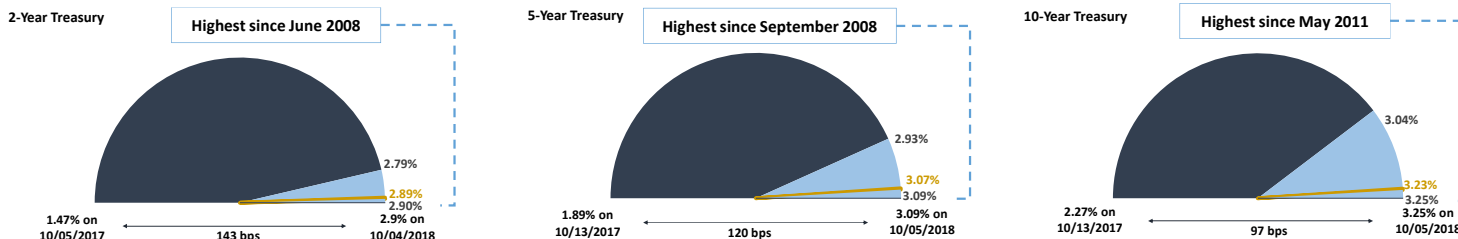
Global Sovereign Debt Performance

	Yield	Weekly Change (in bps)	Monthly Change (in bps)	YTD Change (in bps)
U.S. 2-Year	2.89%	6.6 ↑	25.8 ↑	100.2 ↑
U.S. 5-Year	3.07%	11.6 ↑	33.1 ↑	86.3 ↑
U.S. 10-Year	3.23%	16.8 ↑	36.9 ↑	82.4 ↑
German 10-Year	0.57%	10.3 ↑	24.7 ↑	14.6 ↑
U.K. 10-Year	1.72%	14.9 ↑	29.5 ↑	53.2 ↑
French 10-Year	0.91%	10.1 ↑	22.3 ↑	12.0 ↑
Italian 10-Year	3.42%	27.7 ↑	18.8 ↑	140.8 ↑
Japanese 10-Year	0.16%	2.5 ↑	4.8 ↑	10.7 ↑

Commodity Performance

	Value	Weekly Change	Monthly Change	YTD Change
WTI Crude	\$ 74.36	1.52% ↑	1.52% ↑	23.07% ↑
U.S. Dollar	95.63	0.53% ↑	0.53% ↑	3.81% ↑
Gold Spot	1,203.83	0.95% ↑	0.95% ↑	-7.61% ↓
Bloomberg Commodity Index	86.90	1.99% ↑	1.99% ↑	-1.44% ↓

Treasury Notes Intraday Ranges: 52-Week Yield Range / Weekly Yield Range / Last Traded Yield



Weekly Market Recap

Business Confidence, CPI Inflation, and Another Busy Calendar of Fed'speak  VINING SPARKS

Next Week's Economic Calendar (All Times are Central Standard Time)

Date	Time	Event	Period	Survey	Actual	Prior
Mon	10/08/2018 04:30	Fed's Bullard Speaking in Singapore				
Tue	10/09/2018 05:00	NFIB Small Business Optimism	Sep	108.8	--	108.8
Tue	10/09/2018 09:35	Fed's Williams, Indonesia Cen. Bank's Warjiyo speak to press				
Tue	10/09/2018 12:00	Fed's Harker Speaks on Importance of Education to the Economy				
Tue	10/09/2018 20:15	Fed's Williams Speaks on Recent Monetary Policy Developments				
Wed	10/10/2018 06:00	MBA Mortgage Applications	Oct 5	--	--	0.0%
Wed	10/10/2018 07:30	PPI Final Demand MoM	Sep	0.2%	--	-0.1%
Wed	10/10/2018 07:30	PPI Ex Food and Energy MoM	Sep	0.2%	--	-0.1%
Wed	10/10/2018 07:30	PPI Ex Food, Energy, Trade MoM	Sep	0.2%	--	0.1%
Wed	10/10/2018 07:30	PPI Final Demand YoY	Sep	2.8%	--	2.8%
Wed	10/10/2018 07:30	PPI Ex Food and Energy YoY	Sep	2.6%	--	2.3%
Wed	10/10/2018 07:30	PPI Ex Food, Energy, Trade YoY	Sep	--	--	2.9%
Wed	10/10/2018 09:00	Wholesale Inventories MoM	Aug F	0.8%	--	0.8%
Wed	10/10/2018 09:00	Wholesale Trade Sales MoM	Aug	--	--	0.0%
Wed	10/10/2018 11:15	Fed's Evans Speaks on Economy and Monetary Policy				
Wed	10/10/2018 17:00	Fed's Bostic Speaks on Economic Outlook				
Thu	10/11/2018 07:30	CPI MoM	Sep	0.2%	--	0.2%
Thu	10/11/2018 07:30	CPI Ex Food and Energy MoM	Sep	0.2%	--	0.1%
Thu	10/11/2018 07:30	CPI YoY	Sep	2.4%	--	2.7%
Thu	10/11/2018 07:30	CPI Ex Food and Energy YoY	Sep	2.3%	--	2.2%
Thu	10/11/2018 07:30	CPI Index NSA	Sep	252.70	--	252.15
Thu	10/11/2018 07:30	CPI Core Index SA	Sep	258.66	--	258.14
Thu	10/11/2018 07:30	Real Avg Weekly Earnings YoY	Sep	--	--	0.5%
Thu	10/11/2018 07:30	Real Avg Hourly Earning YoY	Sep	--	--	0.2%
Thu	10/11/2018 07:30	Initial Jobless Claims	Oct 6	210k	--	207k
Thu	10/11/2018 07:30	Continuing Claims	Sep 29	--	--	1650k
Thu	10/11/2018 07:45	Bloomberg Oct. United States Economic Survey				
	10/11/2018 10/18	Monthly Budget Statement	Sep	--	--	-\$214.1b
Fri	10/12/2018 07:30	Import Price Index MoM	Sep	0.2%	--	-0.6%
Fri	10/12/2018 07:30	Import Price Index ex Petroleum MoM	Sep	--	--	-0.2%
Fri	10/12/2018 07:30	Import Price Index YoY	Sep	3.2%	--	3.7%
Fri	10/12/2018 07:30	Export Price Index MoM	Sep	0.2%	--	-0.1%
Fri	10/12/2018 07:30	Export Price Index YoY	Sep	--	--	3.6%
Fri	10/12/2018 08:30	Fed's Evans Takes Part in Moderated Discussion on Economy				
Fri	10/12/2018 09:00	U. of Mich. Sentiment	Oct P	100.8	--	100.1
Fri	10/12/2018 09:00	U. of Mich. Current Conditions	Oct P	--	--	115.2
Fri	10/12/2018 09:00	U. of Mich. Expectations	Oct P	--	--	90.5
Fri	10/12/2018 09:00	U. of Mich. 1 Yr Inflation	Oct P	--	--	2.7%
Fri	10/12/2018 09:00	U. of Mich. 5-10 Yr Inflation	Oct P	--	--	2.5%
Fri	10/12/2018 11:30	Fed's Bostic Discusses Recruitment, Economics & Public Policy				
Fri	10/12/2018 21:30	Fed's Quarles Speaks at IIF Event in Bali				
Fri	10/12/2018	United States of America Sovereign Debt to Be Rated by Moody's				

INTENDED FOR INSTITUTIONAL INVESTORS ONLY. The information included herein has been obtained from sources deemed reliable, but it is not in any way guaranteed, and it, together with any opinions expressed, is subject to change at any time. Any and all details offered in this publication are preliminary and are therefore subject to change at any time. This has been prepared for general information purposes only and does not consider the specific investment objectives, financial situation and particular needs of any individual or institution. This information is, by its very nature, incomplete and specifically lacks information critical to making final investment decisions. Investors should seek financial advice as to the appropriateness of investing in any securities or investment strategies mentioned or recommended. The accuracy of the financial projections is dependent on the occurrence of future events which cannot be assured; therefore, the actual results achieved during the projection period may vary from the projections. Interest rate swaps and derivatives are offered and sold via Vining Sparks Interest Rate Products, LLC. The firm may have positions, long or short, in any or all securities mentioned. Member FINRA/SIPC.